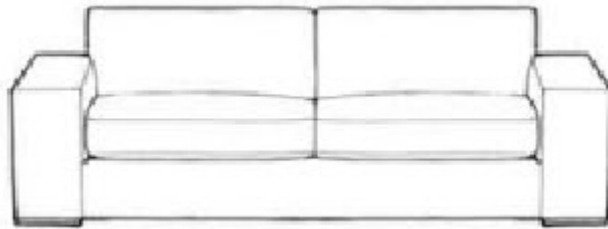


John Lewis

Bespoke Upholstery UI Spec



Version: 1

Date: 24 February 2011

Author: Shebul Miah

Document history

Date	Version	Notes
11-02-11	1	Most updated UI Spec
18-02-11	2	Text, flows and annotation updates
24-02-11	3	Text, flows and annotation updates
11-03-11	0.3	<p>Copy Changes</p> <ul style="list-style-type: none"> ▪ Page 71, row 6: text change - 'Previous orders, Max 3 orders per 90 days' ▪ Page 64, row 8: Removed text - 'top right and bottom left' ▪ Page 53, Row 7: State 3/4 added text - 'or stools' ▪ Page 54, row 1: Selector title changed to 'Your customisations' ▪ Page 52: Selector title changed to 'Your customisations' in wireframe ▪ Page 22, 23, 24: Updated diagrams, removed reference of 'customisation' to 'Options' ▪ Page 7, 25, 36, 39, 40: Text change - 'Customisation' to 'Options' ▪ Page 9 & 10: Updated flow diagrams, 'customisation' replaced with 'Options' ▪ Page 11: Reference to 'Bespoke' replaced with customisation ▪ Page 31, row 3b, description column: New text - 'The text will be dynamic' <p>Wireframe and anotations changes</p> <ul style="list-style-type: none"> ▪ Page 69: Updated layout, new annotations 1 & 2 ▪ Page 68: Updated wireframe layout, annotation remains same ▪ Page 66: Updated layout, annotation remains same ▪ Page 65: Updated wireframe layout, annotation remains same ▪ Page 64: New annotations - (10) ▪ Page 63: Updated address wireframe ▪ Page 61: Updated swatch wireframe with new annotations ▪ Page 49: Updated wireframe and new annotation (2) on quick view overlay ▪ Page 48. Wireframe update, longer width, rearrangement of options, description under additional features ▪ Page 32: Added new wireframe and info 7.2.1.1 ▪ Page 33: Updated wireframe, error msg at top, action message change ▪ Page 28, 29, 37, 42, 45: Wireframe update, Replaced choose customisation to 'Options', removed 'Step 4' from 'Complete your collection'

		<ul style="list-style-type: none"> ▪ Page 28, new annotation 5: large view link and text removed if thumbnail 360/view ▪ Page 42: Wireframe updates, all 'Add' buttons enabled if main product added to basket ▪ Page 70: Updated address flow, amended box - 'select swatches screen' <p>Interaction improvements to swatch orderings</p> <ul style="list-style-type: none"> ▪ Page 64, new row 10: Swatch ordering status info ▪ Page 64, row 4: Address boxes re-align when others are deleted ▪ Page 61, row 1: Display 8 swatches per row instead of 10 ▪ Page 61: All interactions happen on the same page ▪ Page 71: Text change - 'max of 3 orders per 90 days (1 order = 6 swatches).' ▪ Page 62, row2: Interaction change, swatches re-order when others are deleted <p>Additional search section</p> <ul style="list-style-type: none"> ▪ Page 73: New section on search and its implications <p>Tabbed container interaction change</p> <ul style="list-style-type: none"> ▪ Page 55, row 13: 'Add to Basket' button becomes enabled at state 3 and for chairs with no customisations in state 2 (only applicable if all mandatory fields have been selected) ▪ Page 46: 'Upsell repeater Qty' not visible in State 3 ▪ Page 44, row 13: 'Add' buttons enabled if main product added to basket, otherwise remain disabled ▪ Page 43, row 4: Added to/from prices for cushions ▪ Page 42, row 14: Info on 'Add' buttons enabled/disabled in upsell tab ▪ Page 43, row2, state3: New error message if all mandatory fields selected but main product not added ▪ Page 42, row 1, interaction change: State 3 = Viewable, State 4 = Enabled and always open ▪ Page 43, row 3, interaction change: State 3 = Interaction change ▪ Page 43, row 4, interaction change: State 3 = Interaction change ▪ Page 39: Row 10b: new information about continue button in JS-disabled environment ▪ Page 40: Row 10: new information about continue button in JS-enabled environment ▪ Page 40, row 11: Confirmation message when all mandatory options
--	--	--

		<p>selected</p> <ul style="list-style-type: none">▪ Page 38, row 1, interaction change: state1 = Viewable, State 2 = Current and enabled
--	--	--

Table of Contents

1. Introduction	7
1.1. Range Matrix	7
1.2. Task flow	9
2. User Journey	10
3. Generic page elements	11
3.1.1. Breadcrumbs	11
3.1.2. URLs and other page elements	11
4. Sofa landing page	12
5. Sofa customisation landing page	13
6. Bespoke range page	15
6.1. Overview	15
6.1.1. Design: Sofa customisation landing page	16
6.1.2. Design: State 0	17
6.1.3. Design: State 1	18
6.1.4. Design: State 2	19
6.1.5. Design: State 3	20
6.1.6. Design: State 4	21
6.2. State diagrams	22
6.2.1. State diagram for sofa range	22
6.2.2. State diagram for single chair	23
6.2.3. State diagram for ranges without additional options	24
6.2.4. State diagram notes	25
7. Page components	27
7.1. Hero module	28
7.2. Tab Container Behaviors	29
7.2.1. Size tab	30
7.2.1.1. Size tab for ranges without armstyle	32
7.2.2. Fabric tab	33
7.2.2.1. Fabric detail overlay	36
7.2.3. Options tab	37
7.2.3.1. Error messages	41
7.2.4. Up sell Tab	42
7.2.4.1. Complete the set section	44
7.2.4.2. Complete the set (when missing mandatory Options)	45
7.2.4.3. Matching cushions section	46
7.2.4.4. Change options overlay	48
7.2.4.5. Quick view overlay	49
7.2.5. 'You May Also like' Tab	50
7.3. Accordion Panel	51

7.3.1. Container	51
7.3.2. Product information.....	52
7.3.3. Your Customisation Panel	53
7.3.4. Delivery Module	56
7.3.5. Delivery Module: State 2 Onwards	56
7.3.5.1. Link Module.....	57
7.3.5.2. Shared Blocks.....	57
7.3.5.3. Share tools.....	58
8. Mini-Basket.....	59
9. Basket & Checkout	60
10. Swatch ordering process	61
10.1.1. Address book.....	63
10.1.2. Updated your delivery.....	65
10.1.3. Add new address.....	66
10.1.4. Thank you page.....	68
10.1.4.1. Error message	69
10.1.5. Address book flow	70
11. My Account.....	71
11.1.1. My swatch history	72
12. Non-JavaScript instances	73
13. Search	73

1. Introduction

Bespoke sofas are customizable and made to order. The customer chooses from a range of sizes, fabrics and other options.

This document specifies the user interface for a new section on JohnLewis.com which sell 20% of the bespoke sofa ranges available in the stores. The ranges were selected as they drive 80% of the sales. The table below introduces the ranges in scope and highlights the key customisations.

This document contains annotated wireframes, along with priority (M, S, C, W grading).

This document will be supplemented with a business rules website manager requirements document.

1.1. Range Matrix

The following sofa range comes in multiple arm styles and sizes

Range	Sizes	Fabric	Customization	Upsell	Complete the range
* Options	4 Arm Styles 32 Sizes * Inc footstools	50	<ul style="list-style-type: none"> x 2 Back options x 2 Filling options x 3 Foot options 	Bolsters & Cushions	Yes

The following sofa ranges comes in multiple sizes including footstools

Range	Sizes	Fabric	Customization	Upsell	Complete the range
* Gino (x 2 FREE scatter cushions)	11 sizes Inc footstools	20	<ul style="list-style-type: none"> x 4 Foot options Seat interior change Bolt Off Arms 	Standard Scatter 45cm	Yes
* Walton (x 2 FREE scatter cushions)	10 sizes Inc footstools	20	<ul style="list-style-type: none"> x 4 Foot options Seat interior change Bolt Off Arms 	Standard Scatter 45cm	Yes
* Romsey (FREE cushions for certain sizes)	6 sizes Inc footstool	20	<ul style="list-style-type: none"> x 2 Foot options Arm caps 	None	Yes
* Lucca	6 sizes Inc footstool	20	<ul style="list-style-type: none"> x 1 Foot option Arm caps 	None	Yes
* Hayworth	7 sizes	20	<ul style="list-style-type: none"> Soil repellent x 1 Foot option & others not mentioned (TBC) 	Standard Scatter	Yes
Ikon	4 sizes	20	<ul style="list-style-type: none"> x 2 Foot options 	None	Yes
Valencia (FREE cushions for certain sizes)	4 sizes	20	<ul style="list-style-type: none"> x 1 Standard foot option 	None	Yes
* Nick Munro	5 sizes Inc footstool	20	<ul style="list-style-type: none"> x 1 Foot option Back options 	None	Yes

Range	Sizes	Fabric	Customization	Upsell	Complete the range
Prism	3 Sizes	20	▪ x 1 Foot option & others available (TBC)	None	Yes
Sullivan	3 Sizes	20	▪ x 1 Standard foot option	None	Yes
Tate Chaise	2 Sizes	20	▪ x 1 Foot option & others available (TBC)	None	Yes

The following chair ranges comes in a single size

Range	Fabric	Customization	Upsell	Complete the range
Mario	20	▪ x 1 Foot option	No - You May Also Like instead	No
Jazz	20	▪ x 1 Standard foot option	No - You May Also Like instead	No
Swing	20	▪ x 1 Foot option	No - You May Also Like instead	No
Lola	20	▪ x 1 Foot option & others available (TBC)	No - You May Also Like instead	No
Oberon	20	▪ x 2 Foot options	No - You May Also Like instead	No

A number of ranges have no options available, including Sullivan, Valencia, Swing and Mario.

* Roger Lewis is a supplier for Gino/Walton and provides additional Scatter Cushions, Bolt Off Arms and Seat Interior changes. Seat interior change is only applicable for Large sofa, Medium sofa, Small sofa and Chairs. Bolt Off Arms are available for all sofa sizes except stools.

* Derwent is a supplier for Romsey/ Lucca and provides additional Arm Caps, they come in the same size for all sofa sizes within that range, Armcaps are not available for stools.

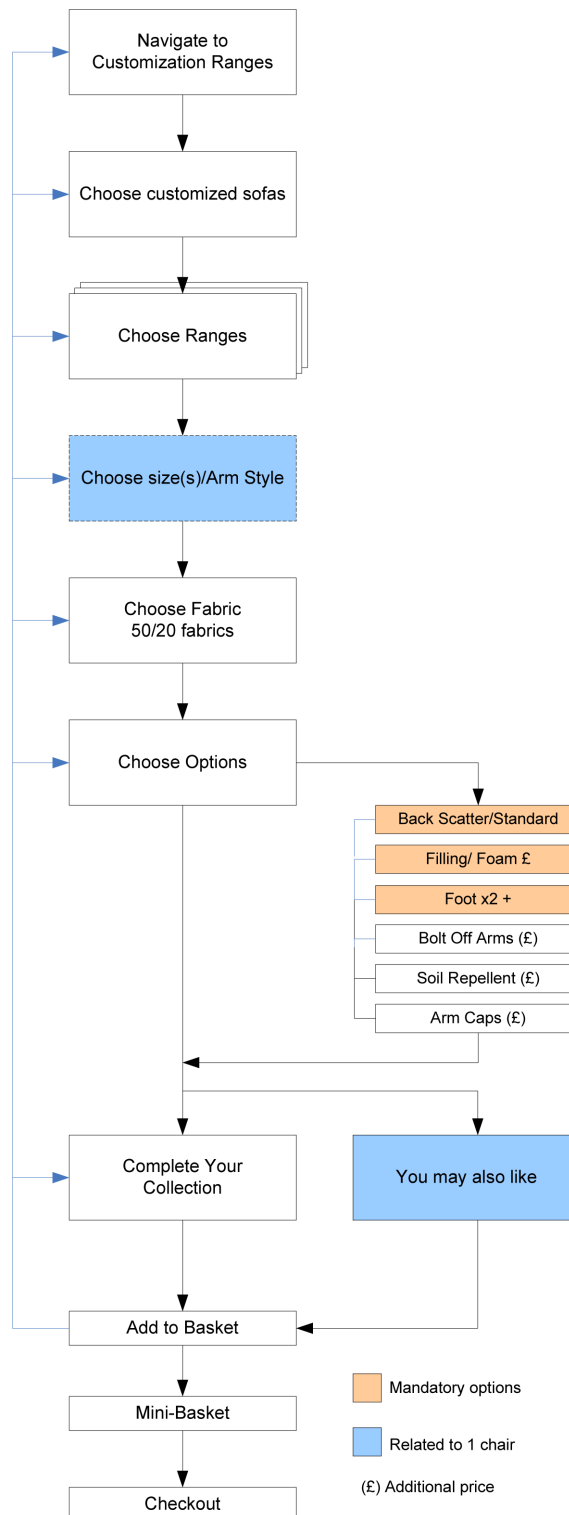
* Hayworth is ID, additional Scatter Cushions and Soil Repellent can be purchased for this range.

* Options range stool does not have a back option and always has a standard filling. Scatters are sold individually and Bolsters are sold as a pair, Scatters come in two different sizes 43cm and 48cm, Bolsters come in Slim and Wide arm. Both Scatters and Bolsters are available for all sizes in the Options range.

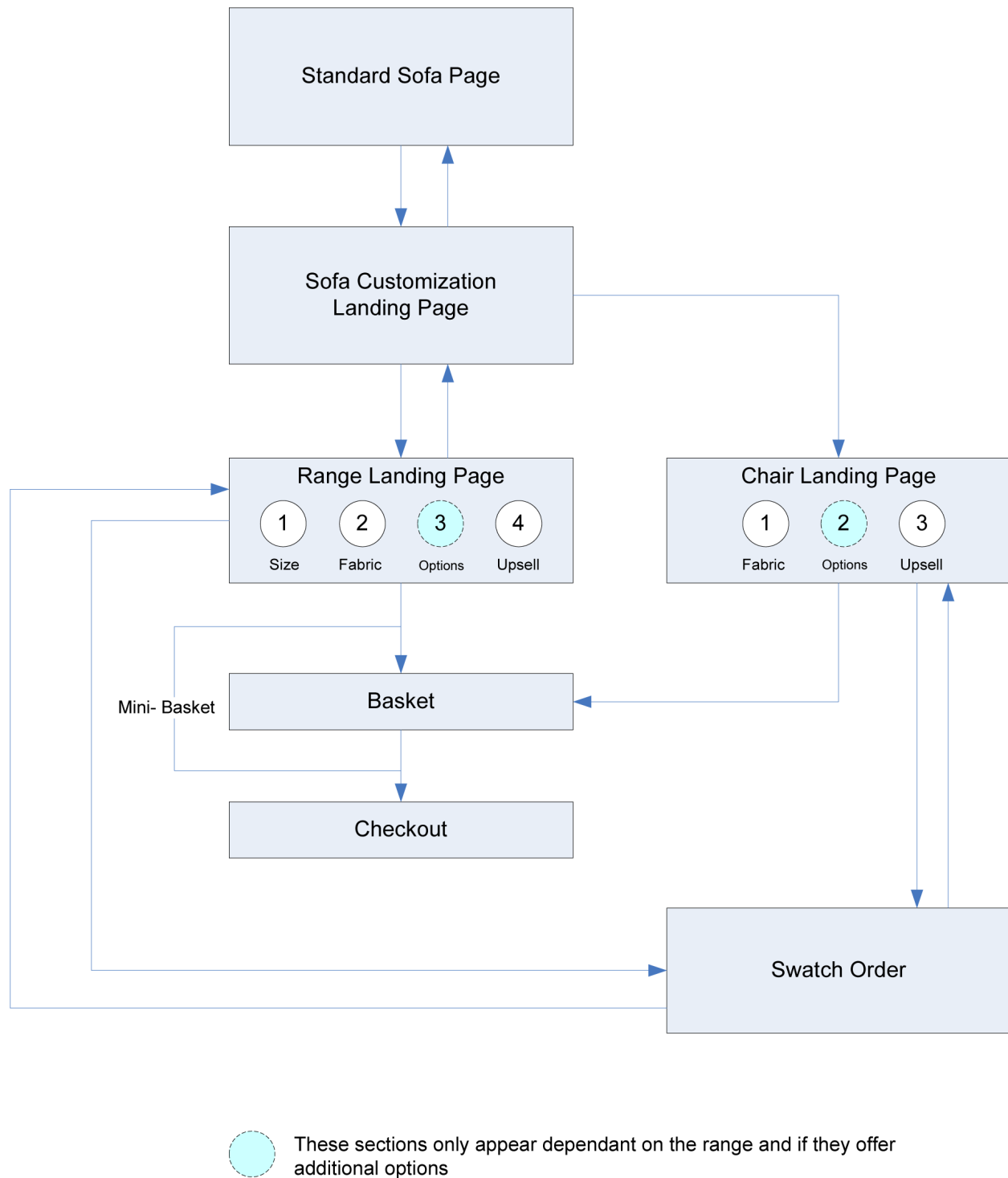
* Nick Munro Grand sofa, Large sofa and Snuggler have back options.

1.2. Task flow

When there is 1 chair the size tab is removed, the user is presented with upsells tab called 'You may also like' rather than 'Complete your collection'.



2. User Journey



3. Generic page elements

3.1.1. Breadcrumbs

Listed below are the breadcrumb trail for each specific page, for each range page the name will come first followed by the word 'Customised Sofa'. For swatch ordering pages the name of the range comes first followed by the word 'Order Swatches'.

Description	URLS
Bespoke Landing	Homepage > Home & Garden > Sofas > Customised Sofas in 6 - 10 Weeks
Individual range page	Homepage > Home & Garden > Sofas > Customised Sofas in 6 - 10 Weeks > [Gino Customised Sofa]
Swatch ordering pages	Homepage > Home & Garden > Sofas > Customised Sofas in 6 - 10 Weeks > [Gino Customised Sofa] > Order Swatches

3.1.2. URLs and other page elements

The bespoke landing page and individual range pages need the following elements:
FIX ME: (Below is are place holders. Actual values need to be agreed with SEO and Content teams)

URLS:

Bespoke Landing page: www.johnlewis.com/Our Customised Sofa Ranges

Each individual sofa range page should have a distinct URL:

[\[www.johnlewis.com/Our Customised Sofa Ranges/Range name/Customised-Sofa-Ranges.aspx\]](http://www.johnlewis.com/Our Customised Sofa Ranges/Range name/Customised-Sofa-Ranges.aspx)

[\[www.johnlewis.com/Our Customised Sofa Ranges/Range name/Customised-Chair.aspx\]](http://www.johnlewis.com/Our Customised Sofa Ranges/Range name/Customised-Chair.aspx)

For the swatch ordering pages the URLs will be as follows:

[\[www.johnlewis.com/Our Customised Sofa Ranges/Range name/Order-swatches.aspx\]](http://www.johnlewis.com/Our Customised Sofa Ranges/Range name/Order-swatches.aspx)

Page titles:

Sofa customisation Landing page: John Lewis Customised Sofa Ranges

Individual range landing pages: [Range name] Customised Sofa from John Lewis

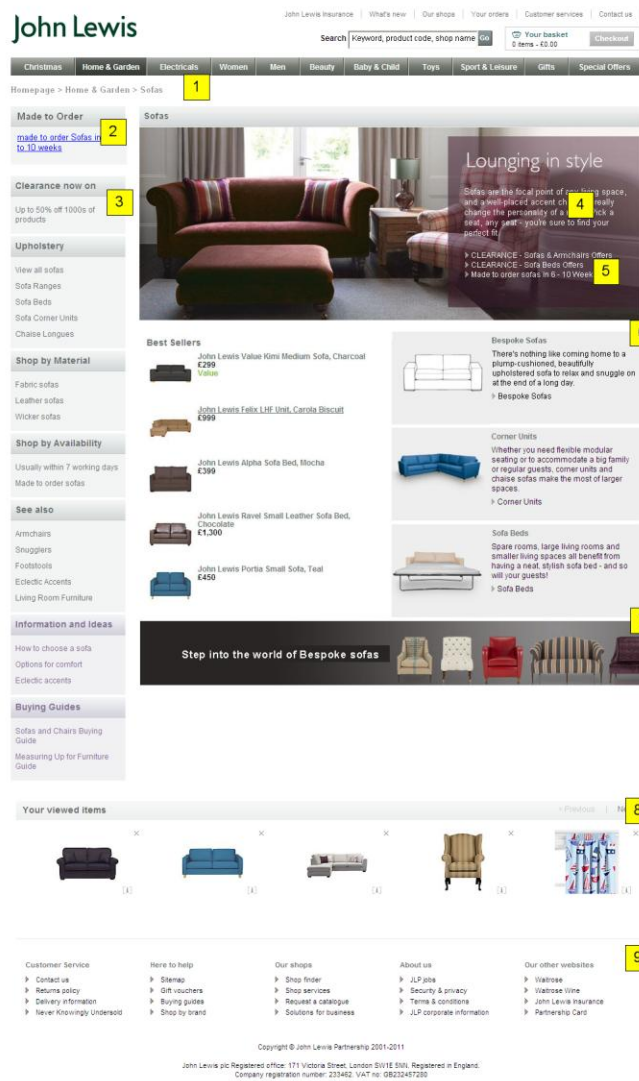
Page Descriptions:

Customised Landing page: TBC

Individual range landing pages: TBC

4. Sofa landing page


This is the current design of the sofa landing page with 'call to actions' to the Sofa customisation landing page.



Footnote	Description	Interactions	M, S, C, W
1	Breadcrumbs will be displayed here (see breadcrumb section)	OnClick: Active links direct to relevant page	M
2	Hard coded link in left hand navigation	OnClick: Links to sofa customisation landing page	M
4	Standard Hero Module	None	M
5, 6, 7	Sofa customisation promo content, link and image	OnClick: Links to sofa customisation landing page	M
8	Your last viewed items (appears on all pages)	Current	M
9	Footer (appears on all pages)	Current	M

5. Sofa customisation landing page

This is a new wireframe of the sofa customisation landing page, all ranges associated with this project are listed here and can be sorted with the filters on the right.



Footnote	Description	Interaction	M, S, C, W
1	Hero module, lifestyle image and proposition copy	none	M
2	<p>Size filter options:</p> <ul style="list-style-type: none"> • Sofa • Snuggler • Chair • Corner Unit • Chaise • Stool • Sofabed 	<p>OnClick:</p> <ol style="list-style-type: none"> 1. checkbox and link trigger filters 2. Range listing refreshes with only ranges containing sizes selected 3. Loading state indicator appears on range listing, and filters as contents refresh <p>Note: merchandisers will need to set attributes against ranges for each filter.</p>	C
3	Reset widget	<p>OnClick: displays loader on images and filter text as selections reset.</p> <p>OnHover: Displays JS tool tip</p>	C
4	Back link	OnClick: Links to standard sofa page	M
5	<p>Sofa info box displays lifestyle image, link and bulleted list of info:</p> <ul style="list-style-type: none"> • Sizes • Fabrics • Customizations • Additions • Extras from suppliers • Free items 	<p>OnMouseEnter: whole info box active</p> <p>OnClick: Links to relevant range</p>	M

6. Bespoke range page

6.1. Overview

The page is a wizard which takes the user through a step by step process of customising their chosen range, each step has to be done in order and can't be skipped, however it has been specified so the user can view each stage and see all the options available for each range, this idea stems from the research that customers do a lot of investigation online and buy offline and vice-versa.

The tabbed container gives the ability to go back to previous selections and make amendments, at the end of the process the user can decide to either 'start again' or 'add to basket' and add further sofas within that range.

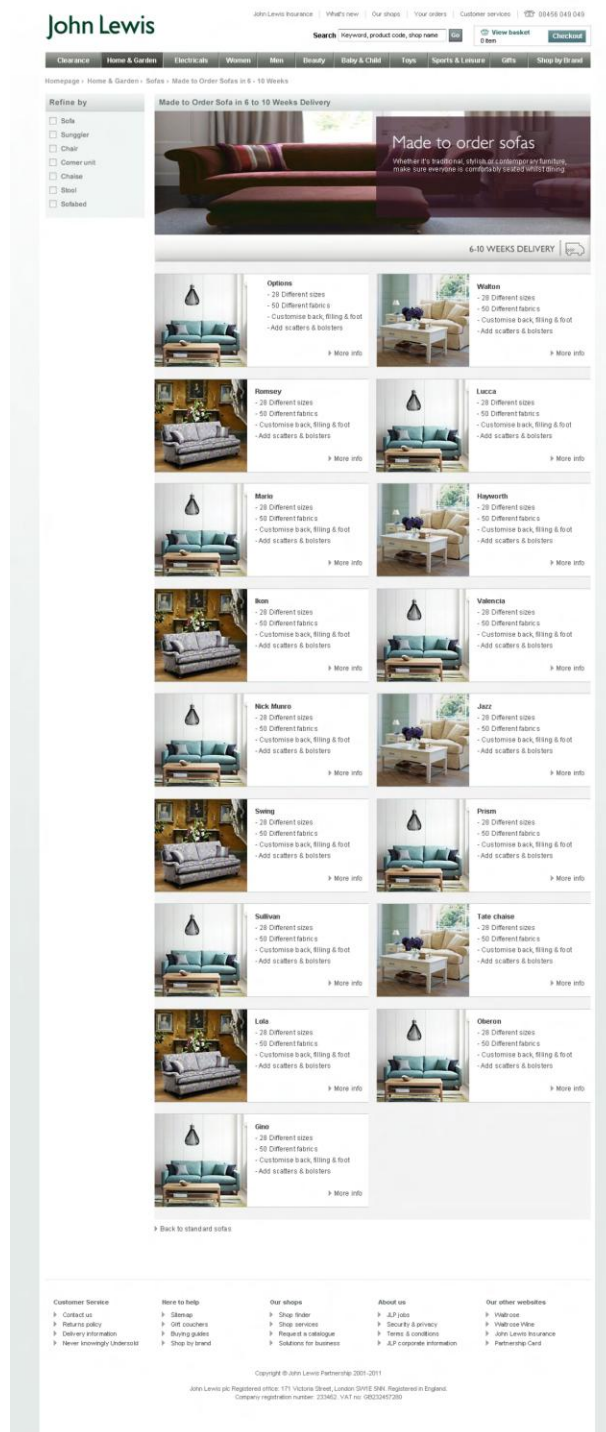
In each tabbed container there is a variety of selections to be made from sofa size, fabric, back, seat filling and foot color. Additional options are also available like Soil Repellent, Bolt Off Arms, and Arms Caps which are dependant on range type.

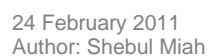
On the last tab, the customer can complete the set by buying additional sizes with the same fabric and customisations. Additional Scatter Cushions and Bolsters are also available for purchase on this tab but this differs from range to range.

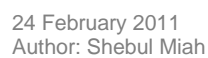
For ranges that just contain chairs and do not have a choice of size. Then the size tab is removed, but remaining tabs remain and the function identically.

Below are early visuals concepts for the range page for the Options range - the most complex range. The visuals walk through what the user would see as they select their customisations. The visuals are subject to change.

6.1.1. Design: Sofa customisation landing page







6.1.5. Design: State 3

John Lewis Insurance | What's new | Our shops | Your orders | Customer services | 08456 049 049

Search Keyword, product code, shop name Go View basket 0 items Checkout

Clearance Home & Garden Electricals Women Men Beauty Baby & Child Toys Sports & Leisure Gifts Shop by Brand

Homepage » Home & Garden » Sofas » Made to order sofas in 6 - 10 weeks » Options range

Options range

Lorem ipsum dolor sit amet, consectetur adipiscing elit, oreum ipsum dolor sit amet, consectetur adipiscing elit, oreum ipsum dolor sit amet, consectetur adipiscing elit, oreum ipsum dolor sit amet, consectetur adipiscing elit.

From £600 to £5,000

Step 1 Choose size Step 2 Choose fabric Step 3 Choose customisation Step 4 Complete your collection

Step 3: Choose customisation

Choose FREE sofa back options

Create the level of comfort to suit you by selecting your back configuration (Mention how many scatter they get with each size).

☐ Standard back cushions

☒ Five cushions

Choose FREE seat filling options

Create the level of comfort to suit you by selecting which seat filling option you prefer.

☐ Fibre

☒ Foam

Choose Free foot options

Create the level of comfort to suit you by selecting which seat filling option you prefer.

☒ Dark walnut finish

☐ Oak

Continue

Your options selections

Size and arm style:	Grand, Wide Arm, H80 W225 D100cm
Fabric:	Red
FREE sofa back option:	Scatter cushions
FREE seat filling option:	Fibre
Total: £2,300	

Start again

Product information

- 6-10 weeks delivery**
- International delivery unavailable**
Find out how we may be able to help.

More bespoke ranges
Choose sofas delivered in 7 days

Share/Bookmark Facebook Email a friend Print page

Customer Service

- Contact us
- Returns policy
- Delivery information
- Never knowingly Under sold

Here to help

- Sitemap
- Gift vouchers
- Buying guides
- Shop by brand

Our shops

- Shop finder
- Shop services
- Request a catalogue
- Solutions for business

About us

- JLP jobs
- Security & privacy
- Terms & conditions
- JLP corporate information

Our other websites

- Viaforce
- Walthose Value
- John Lewis Insurance
- Partnership Card

Copyright © John Lewis Partnership 2001-2011

John Lewis plc Registered office: 171 Victoria Street, London SW1E 6NW Registered in England.
Company registration number: 233462 VAT no. GB232457280

6.1.6. Design: State 4

John Lewis Insurance

What's new

Our shops

Your orders

Customer services

08456 048 048

Search

Keyword, product code, shop name

Go

View basket

1 item - £399.00

Checkout

Clearance

Home & Garden

Electricals

Women

Men

Beauty

Baby & Child

Toys

Sports & Leisure

Gifts

Shop by Brand

Homepage > Home & Garden > Sofas > Made to order sofas in 6 - 10 weeks > Options range

Video

View 1

Items 1-3 of 4

Options range

Lorem ipsum dolor sit amet, consectetur adipiscing elit. Lorem ipsum dolor sit amet, consectetur adipiscing elit. Lorem ipsum dolor sit amet, consectetur adipiscing elit.

From £600 to £5,000

Step 1

Choose size

Step 2

Choose fabric

Step 3

Choose customisation

Step 4

Complete your collection

Step 4: Complete your collection

Complete the set

Options wide Arm in Red fabric. All items below come with [Fabric] filling, [scatter] back, [dark] feet, [bolt off arms], [arm caps] and soil [repellent]

> Change options

Footstools come in standard back and seat filling options.

H80 V200 D100cm

H80 V200 D100cm

> Quick view

Large, wide arm

£5000

Qty 0

Add

H80 V183 D100cm

H80 V183 D100cm

> Quick view

Medium, wide arm

£4000

Qty 0

Add

H80 V133 D100cm

H80 V133 D100cm

> Quick view

Small, wide arm

£3000

Qty 0

Add

H80 V99 D100cm

H80 V99 D100cm

> Quick view

Singler, wide arm

£5000

Qty 0

Add

H45 V89 D105cm

H45 V89 D105cm

> Quick view

Footstool, wide arm

£5000

Qty 0

Add

Add additional items

All scatterers and bolsters are feather filled and can be ordered in a range of fabrics to match and complement your sofa. Feather filled cushions help provide comfort and will need to be plumped daily. (Scatterers available in fabric only)

Feather bolster

Slim arm (Sold as pairs)

£105

1

Add

Feather bolster

Wide arm (Sold as pairs)

£105

1

Add

Feather scatterers

43cm (Sold as pairs)

£25

1

Add

Feather scatterers

48cm (Sold as pairs)

£25

1

Add

Feather scatterers

46cm (Sold as pairs)

£25

1

Add

Your options selections

Size and arm style: Grand, Wide Arm, H80 V225 D100cm

Fabric: Red

FREE seat filling option: Fibre

FREE foot option: Dark

FREE sofa back option: Scatter cushions

Total: £2,800

> Start again

Qty 1

Add to basket

Product information

• 6-18 weeks delivery

• International delivery unavailable

Find out how we may be able to help.

> More bespoke ranges

> Choose sofas delivered in 7 days

Share/Bookmark

Email a friend

Print page

Customer Service

> Contact us

> Returns policy

> Delivery information

> Never knowingly Under sold

Here to help

> Stemap

> Gift vouchers

> Buying guides

> Shop by brand

Our shops

> Shop finder

> Shop services

> Request a catalogue

> Solutions for business

About us

> JLP jobs

> Security & privacy

> Terms & conditions

> JLP corporate information

Our other websites

> Waitrose

> Waitrose VINE

> John Lewis Insurance

> Partnership Card

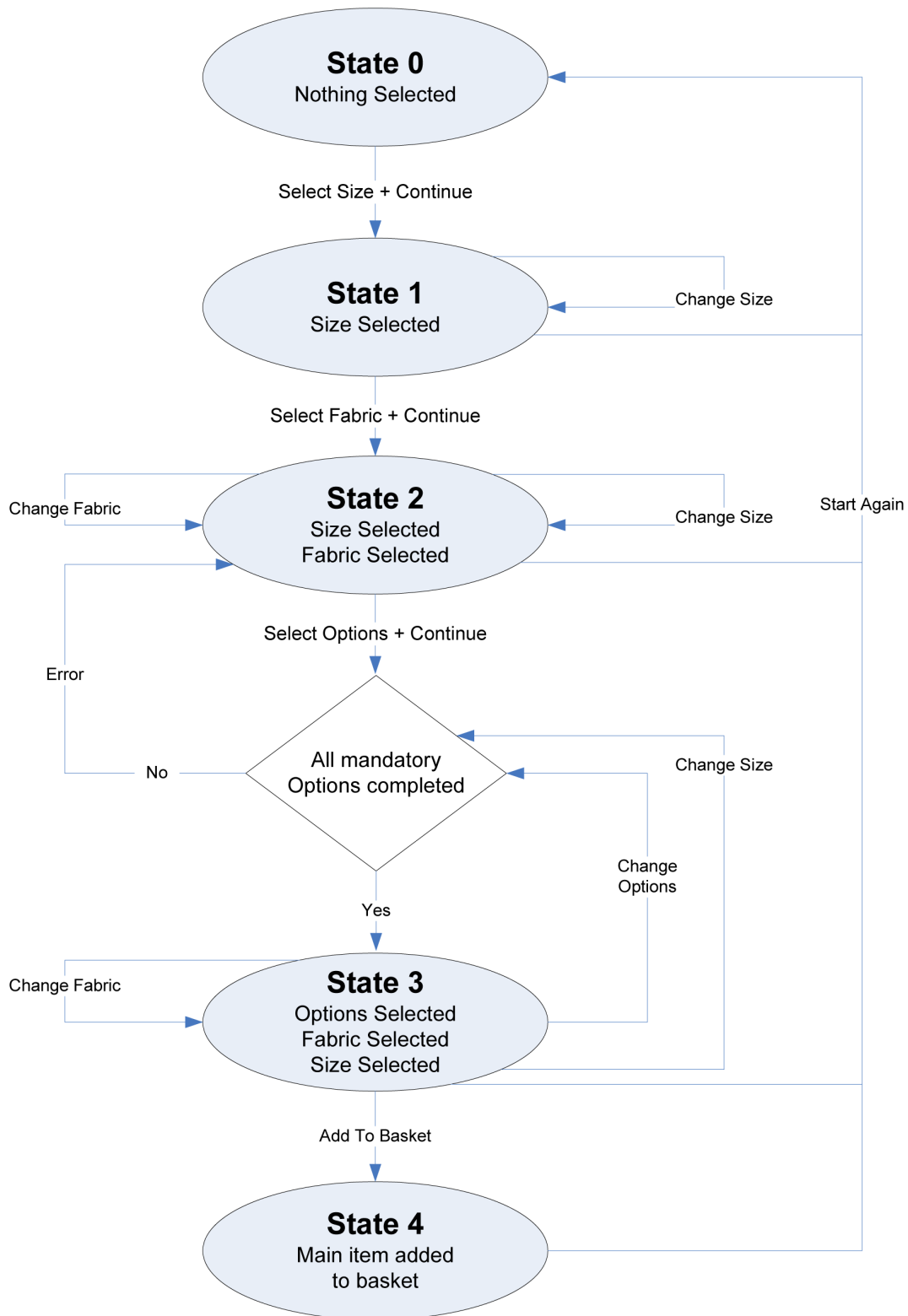
Copyright © John Lewis Partnership 2001-2011

John Lewis plc Registered office: 171 Victoria Street, London SW1E 6BN. Registered in England.

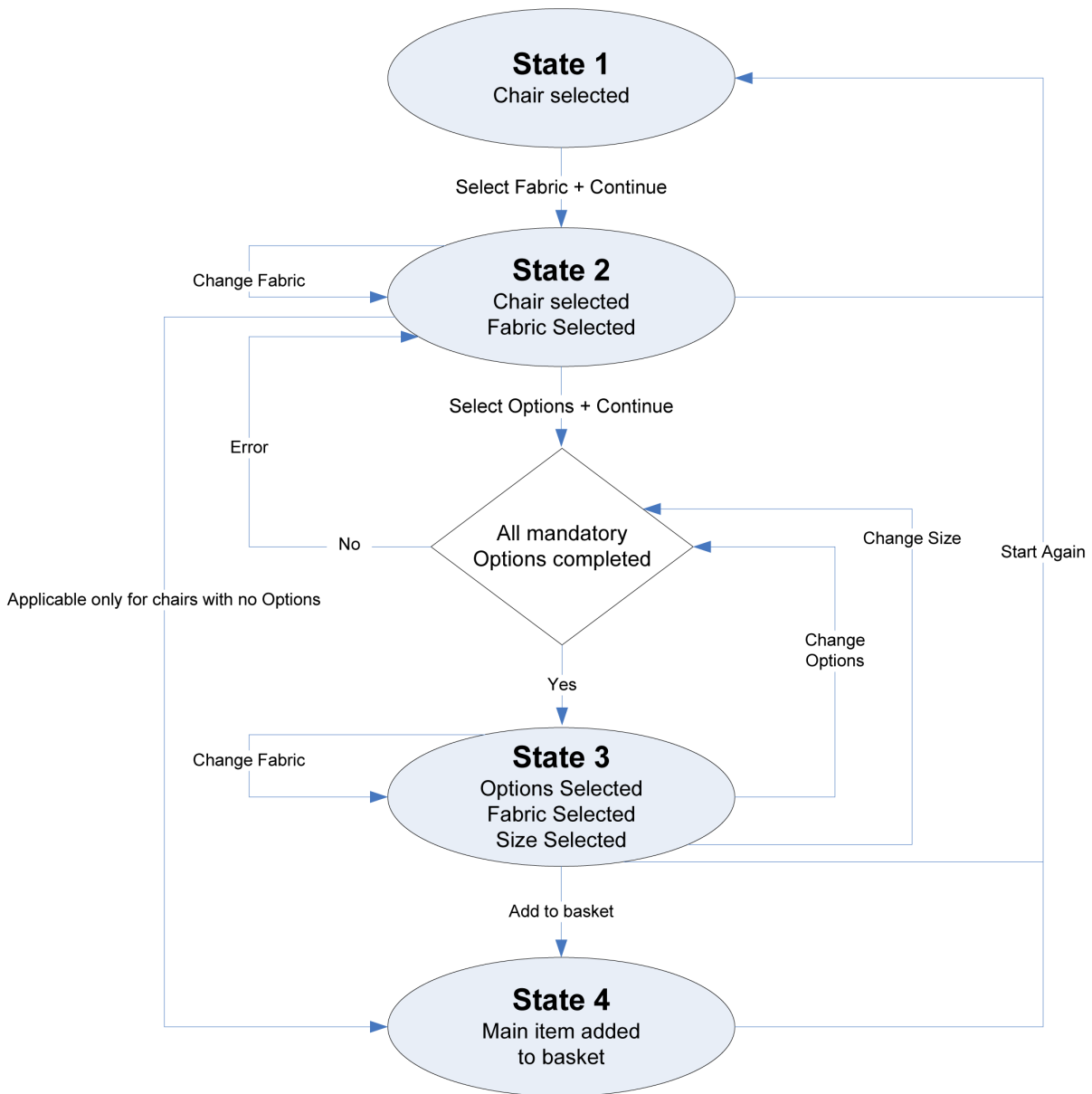
Company registration number: 233462. VAT no: 06232457260

6.2. State diagrams

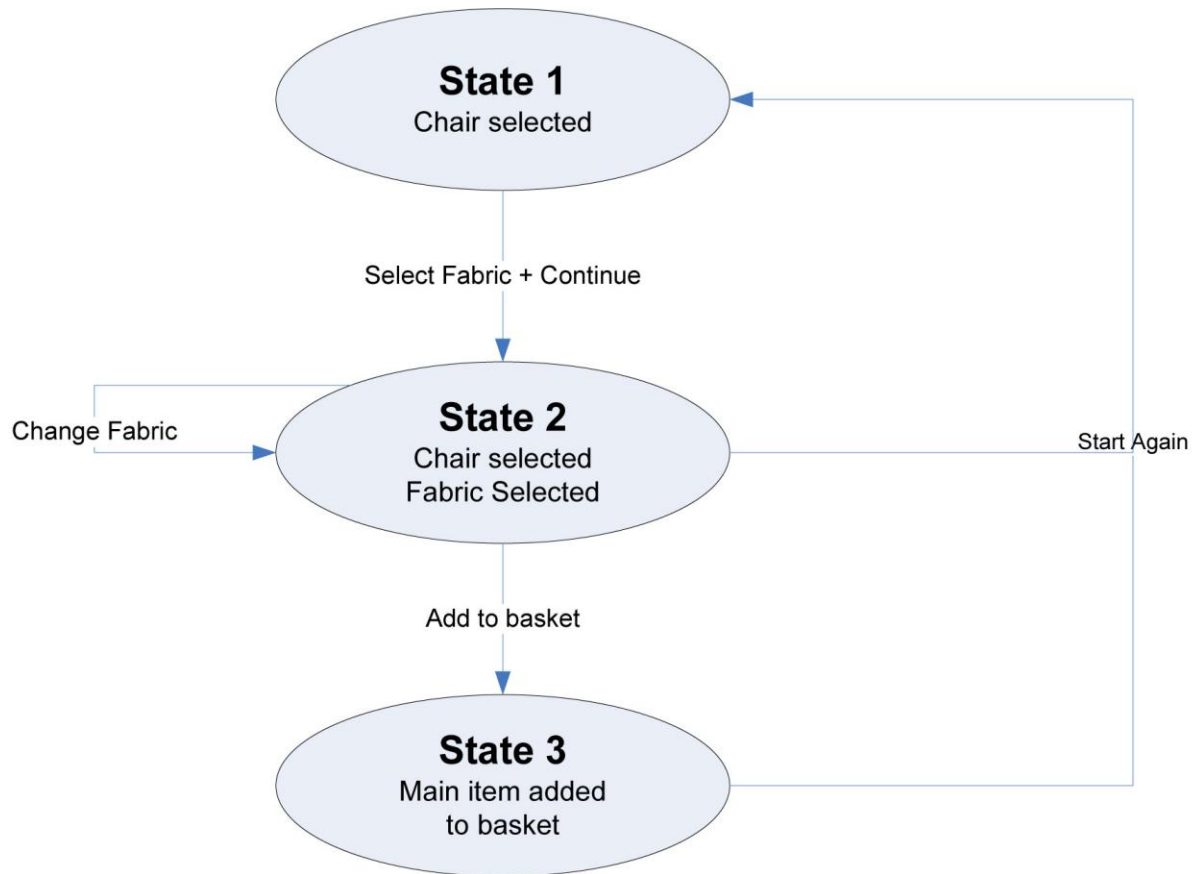
6.2.1. State diagram for sofa range



6.2.2. State diagram for single chair



6.2.3. State diagram for ranges without additional options



6.2.4. State diagram notes

The tabbed container, selector, deliver module are connected together and their states change together dependant on the user interaction.

Forward journeys: Sofas

- Moving from State 0 to 1: This happens when the customer selects a size. (But before press continue)
- Moving from State 1 to 2: This happens when the customer selects a fabric. (But before press continue)
- Moving from State 2 to 3: This happens when the customer completes all mandatory options and presses continue. If options aren't fully completed then the customer stays in state 2 and there is an error.
- Moving from State 3 to 4: This happens when the customer adds the main product to basket.

Forward journeys: Chairs

- Moving from State 1 to 2: This happens when the customer selects a fabric. (But before press continue)
- Moving from State 2 to 3: This happens when the customer completes all mandatory options and presses continue. If options aren't fully completed then the customer stays in state 2 and there is an error on that page.
- Moving from State 3 to 4: This happens when the customer adds the main product to basket.

Backward Journeys

When the user completes a tab, e.g. fabric, he can still open and make amendments to a completed tab, e.g. size. This will update the selector panel, keeping the fabric selection as previously selected.

When in state 3, changing size or options the system will still need to validate if all mandatory options are still complete. (Please note footstools do not have the complete set of options as sofas, and because of this previously selected options may not be sufficient for a different size)

Start again

In any state the customer can click "start again" link and the wizard will return to state 0.

Accordion panel

The product info panel is open by default in state 0. When a state changes the accordion panel always displays the updated selector panel, closing the product information panel if necessary. With a smooth accordion transition effect.

Selector panel

When state changes, the selector panel updates to reflect the selections made, and total amount. In state 3 the add to basket button also becomes visible.

Tabs

When the system changes state, each tabs will also change state. As an introduction, a tab can be in number of states:

- Current and enabled - this means the customer can make selections, and must do so to move to the next state.
- Viewable but disabled - this means the customer can view content but not make selections
- Completed and enabled - this means the customer has made a selection, but can still view and update the selection
- Disabled - this means the tab can't be opened.

The content and interaction of each tab also changes with state and is described in more detail in section 7.

However as a general rule, the currently **open** tab remains the same when the state changes, except when moving from state 2 to 3, in which case tab 4 will become open.

If the customer exits a range wizard and then returns to the same range in the same session it will remember and return to their previous state. (FIX ME: To discuss with IT)

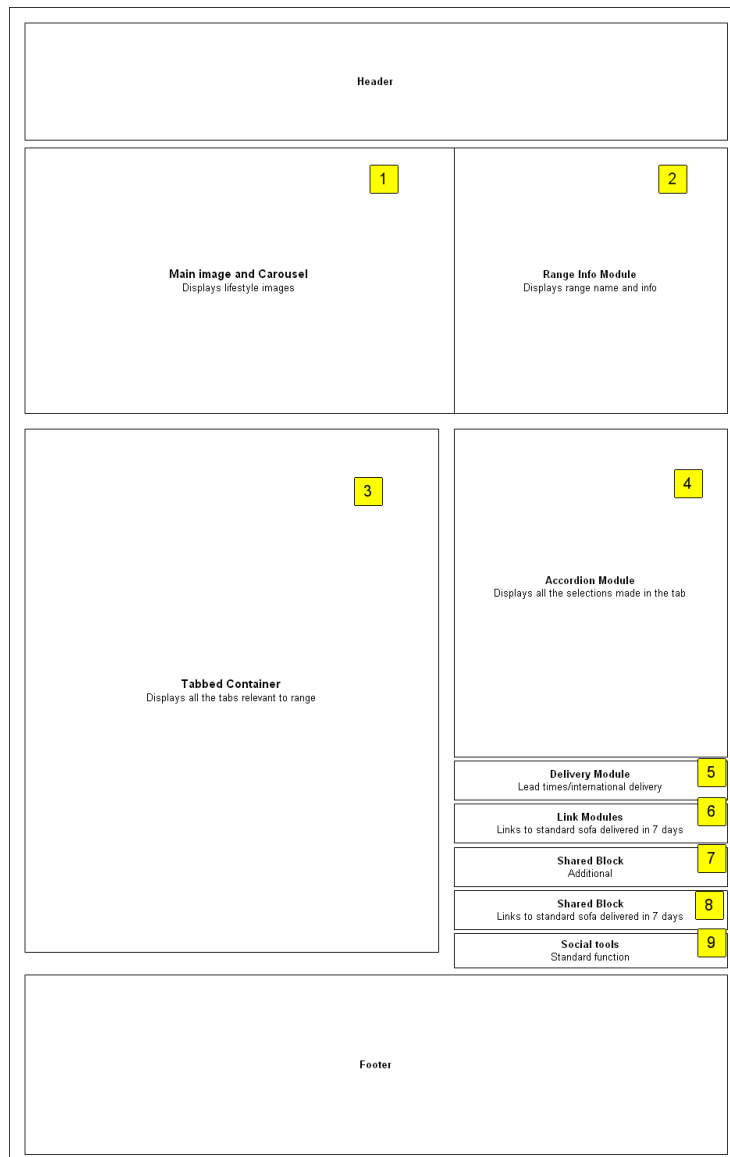
Partial page loads.

All the interactions happen using partial (Ajax) page refreshes. This is important as we don't want the page to reload at the top and disorientate the user. During a state change, we will need loading state on the selector panel, closed tabs, and all buttons and selectable thumbnails on the current tab.

Ranges without options

When a range has no options, then the Add to basket button becomes enabled in state 2, so that customer can add to basket.

7. Page components

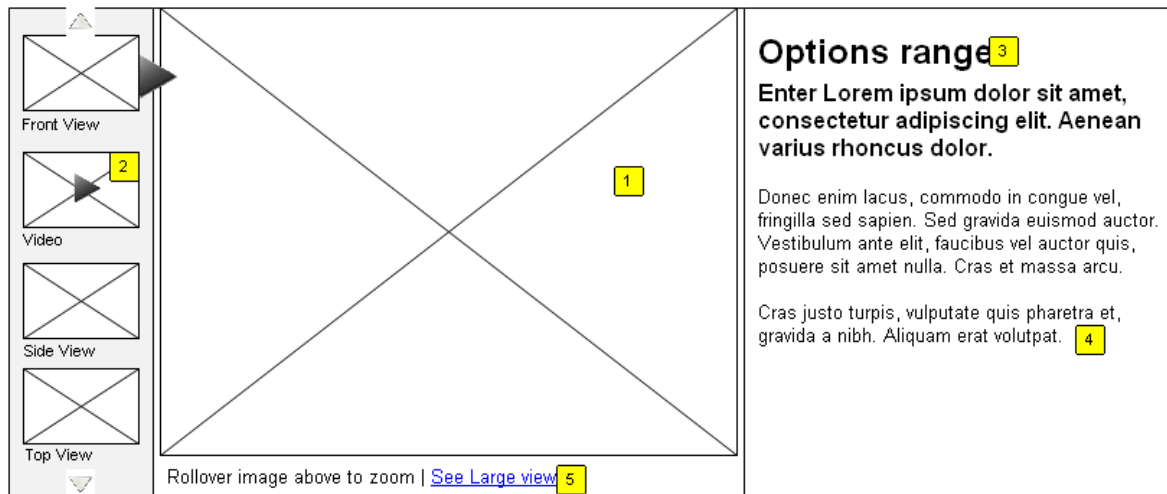


Footnote	Label	Description	Document section	M, S, C, W
1 & 2	Hero module	Displays lifestyle image, range name and key info about the range, with ideally a gallery of additional images. Doesn't change in any state	7.1	M
3	Tabbed Container	Displays all the tabs relevant to range	7.2	M
4	Accordion Module	Displays all the selections made in the tab	7.3	M
5	Delivery Module	Lead times/international delivery	7.3.4	M
6	Link Modules	Links to standard delivery/Sofa customisation landing page	7.3.5.1	S
7	Shared Block	Used for promos	7.3.5.2	C

Footnote	Label	Description	Document section	M, S, C, W
8	Shared Block	Used for promos	7.3.5.2	C
9	Social tools	Standard function	7.3.5.3	W

7.1. Hero module

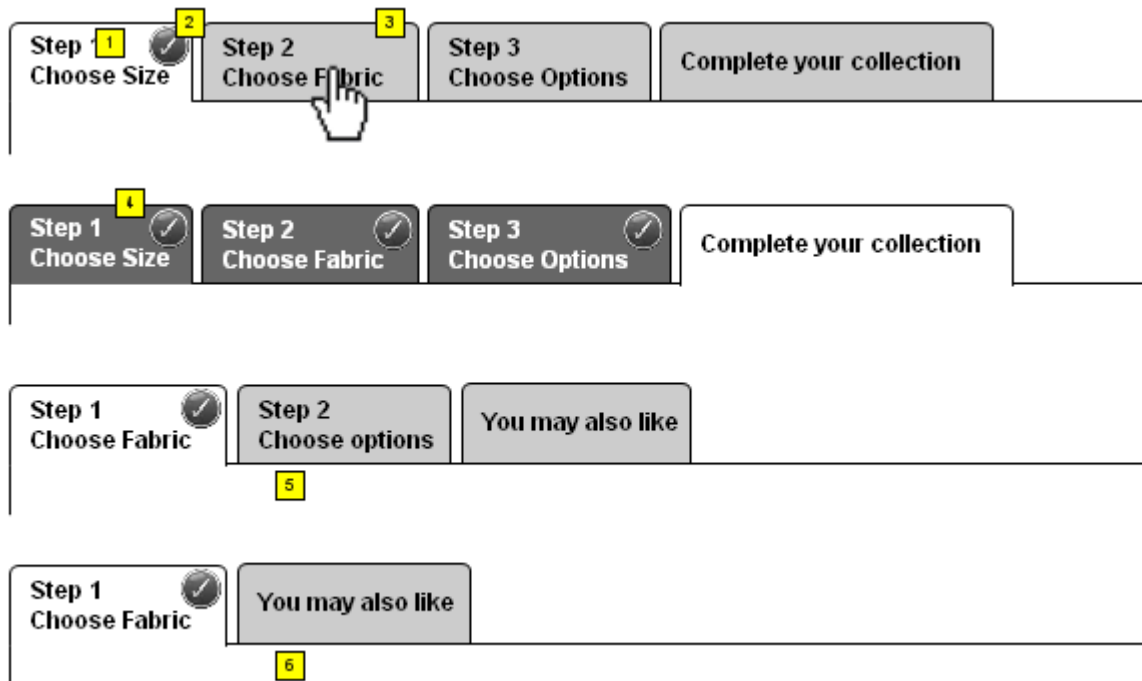
Text underneath thumbnails are optional and can be added manually as FREE text in WSM by merchandisers.



Footnote	Description	Interaction	M, S, C, W
1	Image and image gallery, zoom and display larger view	As Media player on product page. See product page specifications for full interaction. (NOTE this is different on current and future platform)	M
2	Video -	As product page. NOTE this is different on current and future platform)	W (Video assets may not be available for sofas so this is low priority)
3	Range name	None	M
4	Description of range	None	M
5	Description and zoom link. (full info and link removed when on 360 and video thumbnail)	OnClick: display large image Disabled: On Video/360 image	S

7.2. Tab Container Behaviors

The page shifts in-line with the selector module when items are click at the bottom of a long container.



Footnote	Description	Interaction	M, S, C, W
1	<ul style="list-style-type: none"> The color of the Onstate (open) tab should be higher contrast and connected to the content area. Step 1 is the default tab 	Onstate	M
2	<ul style="list-style-type: none"> A completed tick appears on tabs 1,2 and 3 once selections are made. (on state change) Ticks don't appear on 'you may also like' tab or 'complete you collection' 	Tick	M
3	<ul style="list-style-type: none"> Closed tabs are same color and lighter contrast 	RollOver/OffState	S
4	<ul style="list-style-type: none"> In state 3. once main product has been 'Added to Basket' Step 1, 2 & 3 are disabled, 'Complete your collect' becomes active and opens. Disabled tabs must visually be grayed out. For single chairs step 1 & 2 become disabled For chairs which do not have options step 1 is disabled 	Tabs: Disability is dependant on number of customisation tab	M
5	<ul style="list-style-type: none"> For all single chairs their will only be 3 tabs as illustrated above Step 1 is the default tab 	Tab color and interaction same as described in 1, 2, 3	M
6	<ul style="list-style-type: none"> Tab view with fabric and 'you may also like' 	Tab color and interaction same as described in 1, 2, 3	M

7.2.1. Size tab

Please note this tab is not displayed for ranges that just contain a single chair.

Step 1: Choose Size | **Step 2: Choose Fabric** | **Step 3: Choose Customisation** | **Complete your collection**

Step 1: Choose the size and arm style Continue

Wide Arm | Slim Arm | Flared arm | Scroll Arm

Grand £900 - £4,000

H80 W225 D100cm | H80 W225 D100cm | H80 W225 D100cm | H80 W225 D100cm

Large £900 - £5,000

H80 W225 D100cm | H80 W225 D100cm | H80 W225 D100cm | H80 W225 D100cm

Medium £900 - £6,000

H80 W225 D100cm | H80 W225 D100cm | H80 W225 D100cm | H80 W225 D100cm

Small £900 - £7,000

H80 W225 D100cm | H80 W225 D100cm | H80 W225 D100cm | H80 W225 D100cm

Sofa Bed £900 - £8,000

H80 W225 D100cm | H80 W225 D100cm | H80 W225 D100cm | H80 W225 D100cm

Snuggler £900 - £10,000

H80 W225 D100cm | H80 W225 D100cm | H80 W225 D100cm | H80 W225 D100cm

Chair £900 - £1,000

H80 W225 D100cm | H80 W225 D100cm | H80 W225 D100cm | H80 W225 D100cm

Footstool £900 - £1,500

H80 W225 D100cm | H80 W225 D100cm | H80 W225 D100cm | H80 W225 D100cm

Continue

No	Description	State 0 n/a for chair only range	State 1	State 2	State 3	State 4	priority
1	Tab overview	Current & enabled Default Onstate for sofas	Completed & enabled	Completed & enabled	Completed & enabled	Disabled	M
2	Completed tick	Not visible	Visible No interaction	Visible No interaction	Visible No interaction	N/A	M

No	Description	State 0 n/a for chair only range	State 1	State 2	State 3	State 4	priority
3	Thumbnail grid <ul style="list-style-type: none"> Thumbnails for Options range are displayed in a grid, Armstyle -top, size- left. Other ranges start with large and end with small sofa sizes, chairs then footstools 	No interaction	No interaction	No interaction	No interaction	N/A	M
3b	Thumbnail of each sofa size display: <ul style="list-style-type: none"> Outline drawing of size/armstyle & shape Height, Width and Dimensions in (CM) (The text will be dynamic) Border weight changes when selection made Size, shape and price appear above thumbnail for other ranges Thumbnails should be drawn carefully to depict size/style 	OnClick: Move to state 1 1. Thumbnail becomes highlighted 2 Selector Module updates choice and price 2. Tick appears on tab 3. Continue button enables 4. Tab 2 becomes current & enabled, but doesn't open	OnClick: 1. Thumbnail highlight moves to selected thumbnail selection. 2. Selector Module updates. Remain in current state.	OnClick: 1. Thumbnail highlight moves to selected thumbnail 2. Selector Module updates Remain in current state.	OnClick: Thumbnail highlight moves to selected thumbnail Selector Module updates Validate if options complete, for new size. If correct remain in current state. If Error return to state 2. (When Continue button pressed take user to Options tab with error message).	N/A	M
4	Thumbnail selection highlighter	Not visible	Displays on selected thumbnail	Displays on selected thumbnail	Displays on selected thumbnail	Not required	
5	Options range: Price appears at beginning of thumbnail grid row. Other ranges: Price appears next to thumbnails. Price range are replaced by exact prices once selections are made. See calculations.	Price range displayed = Price of size in cheapest fabric TO price of size in most expensive fabric	Price range displayed = Price of size in cheapest fabric TO price of size in most expensive fabric	Exact Price displayed= price point of size in selected fabric	Exact Price displayed= price point of size in selected fabric	N/A	S
6	Continue button x 2 (top and bottom)	Disabled: when no size selected	Enabled: OnClick: Open fabric tab	Enabled: OnClick: Open Options tab	Enabled: OnClick: Open upsell tab.	N/A	M

7.2.1.1. Size tab for ranges without armstyle

For ranges that do not have arm style the information will be placed above them, starting with the largest size first with prices (Cheapest fabric / Expensive fabric for that size).

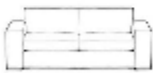



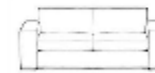






Step 1
Choose Size

Step 2
Choose Fabric

Step 3
Choose Options

Complete your collection

Step 1: Choose size
Continue

Right hand Facing Corner Unit £1,000 - £2,500  H80 W225 D100cm	Left Hand Facing Corner Unit £1,000 - £2,500  H80 W225 D100cm	Medium Corner Unit £1,000 - £2,500  H80 W225 D100cm	Right Hand Corner Chaise Unit £1,000 - £2,500  H80 W225 D100cm	Left hand Facing Chaise Unit £1,000 - £2,500  H80 W225 D100cm
Chaise £1,000 - £2,500  H80 W225 D100cm	Medium Sofa £1,000 - £2,500  H80 W225 D100cm	Small Sofa £1,000 - £2,500  H80 W225 D100cm	Chair £1,000 - £2,500  H80 W225 D100cm	Standard Stool £1,000 - £2,500  H80 W225 D100cm
Lift up stool £1,000 - £2,500  H80 W225 D100cm				

Continue

7.2.2. Fabric tab

Step 1
Choose Size

Step 2
Choose Fabric

Step 3
Choose Customisation

Complete your collection

Please Complete your size selection first

Continue

Step 2: Select swatches to view sofa preview

FREE Swatches

£400 - £4,000

1

6

5

<input type="checkbox"/>	<input type="checkbox"/>	<input type="checkbox"/>	<input type="checkbox"/>	<input type="checkbox"/>	<input type="checkbox"/>	<input type="checkbox"/>	<input type="checkbox"/>	<input type="checkbox"/>	<input type="checkbox"/>	<input type="checkbox"/>
Purple	Pasha	Facilisis	Mauris	Non	Donec	Facilisis	Purple	Aliquam	Mattis	

£1,000 - £8,000

<input type="checkbox"/>	<input type="checkbox"/>	<input type="checkbox"/>	<input type="checkbox"/>	<input type="checkbox"/>	<input type="checkbox"/>	<input type="checkbox"/>
Purple	Pasha	Facilisis	Mauris	Non	Donec	Facilisis

<input type="checkbox"/>	<input type="checkbox"/>	<input type="checkbox"/>
Purple	Pasha	Facilisis

£2,000 - £9,000

<input type="checkbox"/>	<input type="checkbox"/>	<input type="checkbox"/>	<input type="checkbox"/>	<input type="checkbox"/>	<input type="checkbox"/>	<input type="checkbox"/>	<input type="checkbox"/>	<input type="checkbox"/>	<input type="checkbox"/>	<input type="checkbox"/>
Purple	Pasha	Facilisis	Mauris	Non	Donec	Facilisis	Purple	Aliquam	Mattis	

<input type="checkbox"/>	<input type="checkbox"/>	<input type="checkbox"/>	<input type="checkbox"/>	<input type="checkbox"/>	<input type="checkbox"/>	<input type="checkbox"/>	<input type="checkbox"/>	<input type="checkbox"/>	<input type="checkbox"/>	<input type="checkbox"/>
Purple	Pasha	Facilisis	Mauris	Non	Donec	Facilisis	Purple	Aliquam	Mattis	

£3,000 - £10,000

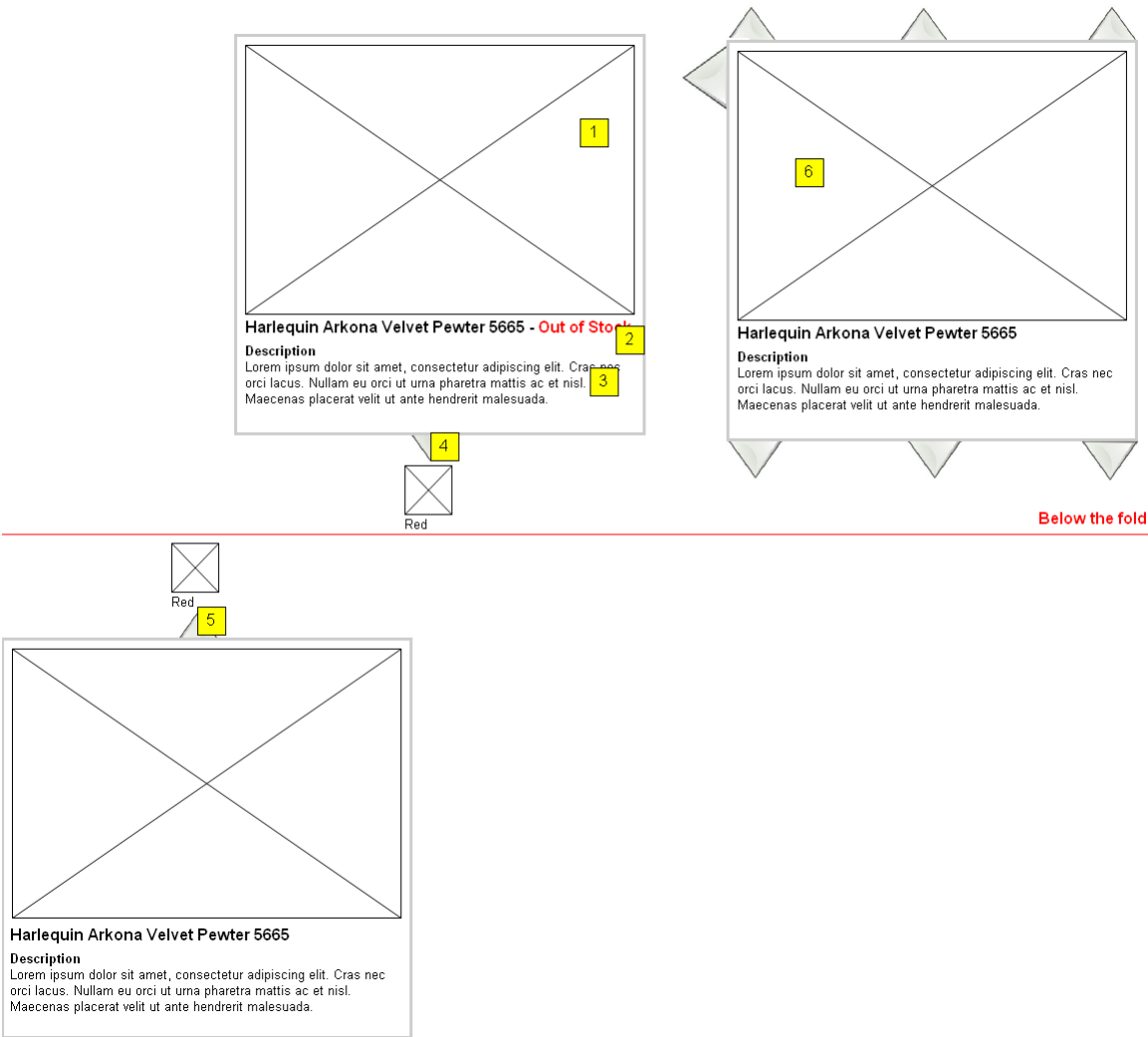
<input type="checkbox"/>	<input type="checkbox"/>	<input type="checkbox"/>	<input type="checkbox"/>	<input type="checkbox"/>	<input type="checkbox"/>	<input type="checkbox"/>	<input type="checkbox"/>	<input type="checkbox"/>	<input type="checkbox"/>	<input type="checkbox"/>
Purple	Pasha	Facilisis	Mauris	Non	Donec	Facilisis	Purple	Aliquam	Mattis	

Continue

no	Description	State 0 N/A for chair only ranges	State 1	State 2	State 3	State 4	priority
1	Available fabric for particular range are displayed here	Viewable	Current and enabled	Completed & enabled	Completed & enabled	Disabled	M
2	Title (Sofas)	"Step2: Fabric"	"Step2: Please select a fabric"	"Step2: Please select a fabric"	"Step2: Please select a fabric"	N/A	
2	Title (Chair only ranges)	N/A	"Step1: Please select a fabric"	"Step1: Please select a fabric"	"Step1: Please select a fabric"	N/A	
3	Error message (Error message should be in standard error style)	<u>Please complete you size selection first</u> onclick link Opens size tab	None	None	None	N/A	M
4	FREE swatches button	Active. OnClick: Opens swatch ordering page	Active OnClick: Opens swatch ordering page	Active OnClick: Opens swatch ordering page	Active OnClick: Opens swatch ordering page	N/A	M
5	Fabric grid. Fabrics are grouped by price point and displayed cheapest to most expensive.					N/A	
5	Price	Display price range: Cheapest size/cheapest fabric TO expensive size/expensive fabric	Display exact price: Price of fabric on current selected size	Display exact price: Price of fabric on current selected size	Display exact price: Price of fabric on current selected size	N/A	C
6	Fabric swatch thumbnail <ul style="list-style-type: none"> Swatches are small size Max 10 displayed in a row Short name displayed on arrival Long name displayed on fabric overlay 	OnMouseEnter: Show detail fabric layer OnMouseOut: Hide fabric layer OnClick: Disabled	OnMouseEnter: Show detail fabric layer OnMouseOut: Hide fabric layer OnClick: Go to state 3. 1. Thumbnail becomes highlighted 2. Selector Module updates choice and price 3. Tick appears on tab 4. Continue button enables 5. Tab 3 becomes current & enabled, but doesn't open	OnMouseEnter: Show detail fabric layer OnMouseOut: Hide fabric layer OnClick: 1. Thumbnail highlight moves to selected thumbnail 2. Selector Module updates. Remain in current state.	OnMouseEnter: Show detail fabric layer OnMouseOut: Hide fabric layer OnClick: 1. Thumbnail highlight moves to selected thumbnail 2. Selector Module updates. Remain in current state.	N/A	M

no	Description	State 0 N/A for chair only ranges	State 1	State 2	State 3	State 4	priority
6	Thumbnail selection highlighter	Not visible	Not visible	Displays on selected thumbnail	Displays on selected thumbnail	Not required	M
7	Completed tick	Not visible	Not visible	Visible No interaction	Visible No interaction	N/A	M
8/9	Continue button x 2 (top and bottom)	Disabled	Disabled	Enabled: OnClick: Open Options tab (Unless no Options, in which case open Upsell or 'YOU MAY ALSO LIKE' as appropriate)	Enabled: OnClick: Validate options still complete, and open upsell or 'YOU MAY ALSO LIKE' tab. If options not complete, open options tab with error message.	N/A	M

7.2.2.1. Fabric detail overlay



Footnote	Description	Interaction	M, S, C, W
1	Displays larger image of swatch	none	M
2	Displays full fabric name and stock availability	None	M
3	Short fabric description, 3/5 lines	None	C
4	Fabric layer aligned centrally with swatch unless close to left/right edge, then align to left/right edge of swatch	None	M
5	Fabric layer appears below swatch unless close to bottom of window then appear above	None	M
6	Shows all positions of pointers dependant on browser visibility	None	C
7	Fold line	None	n/a

7.2.3. Options tab

In the Options tab the user can add back, filling and foot options which are all mandatory, additional products can also be added such as Bolt Off Arms, Soil Repellent and Arms caps these are optional. Please note Options differ from range to range.

The following sofas do not have any Options; Prism, Sullivan, Lucca, Jazz, Swing & Mario. They only come in a standard foot color. A piece of text will appear under the range names in the Selector Module stating this.

Step 1
Choose Size

Step 2
Choose Fabric

Step 3
Choose Options

Complete your collection

* Indicates required field

Please choose your size in step 1 before completing your collection


You have not selected one or more selections below

Step 3: Choose Customisation


Choose FREE sofa back options

Create the level of comfort to suit you by selecting your back configuration

Please select which type of back you require



☐ Standard back cushions




☐ Scatter back cushions (Fabric sofas only)


Choose FREE seat filling options

Create the level of comfort to suit you by selecting which seat filling option you prefer

Please select which type of filling you require



☐ Fibre



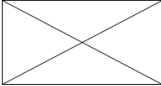
☐ Foam

Choose FREE foot options

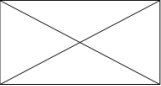
Feet are made of solid birch wood and have been stained to create a dark walnut or light oak finish

Please select which type of wood finish you require


Filling choice is not available for Options footstools




☐ Natural



☐ Bitter Chocolate




☐ Cherry




☐ Black

You can now add to basket or add more features

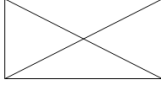
Buy additional features for your sofa



☐ Bolt Off Arms - £189
Lorem ipsum dolor sit amet



☐ Soil Repellent - £200
Lorem ipsum dolor sit amet



☐ Arm Caps - £180
Lorem ipsum dolor sit amet

Continue

no	Description	State 0 N/A for chair only ranges	State 1	State 2	State 3	State 4	priority
1	Available options for particular range are displayed here	Viewable	Viewable	Current and enabled	Completed & enabled	Disabled	M
2	Completed tick	Not visible	Not Visible	Not Visible	Visible No interaction	Visible No interaction	M
3	Title (sofas)	"Step 3: Options"	"Step 3: Options"	"Step 3: Please select your Options"	"Step 3: Please select your Options"	N/A	
3	Title (Chair only ranges)	N/A	"Step 2: Options"	"Step 2: Please select your Options"	"Step 2: Please select your Options"	N/A	
4	Top of page Error message (Error message should be in standard error style)	[Error icon] <u>Please complete you size selection first</u> onclick link Opens size tab	[Error icon] <u>Please complete you fabric selection first</u> onclick link Opens fabric tab	Optional Validation error message if required. See table 7.2.3.1 containing full scenarios	None	N/A	M
5	Mandatory options list Display list of mandatory options relevant to Range and size selection, including filling, feet and scatter back					N/A	M
6	Mandatory options repeater Title	Visible	Visible	Visible	Visible	N/A	M
7	Mandatory options repeater Error highlight & message	Not visible	Not visible	Visible if error scenario user continued when incomplete: "Please choose an option below"	Not visible	N/A	M
8	Mandatory options repeater: Mandatory options viewable state extra information. E.g. Please note filling choice is not available for footstools	Visible	Visible	Not visible	Not visible	N/A	M
5	Mandatory options repeater: Options list and radio button Min2, max4 options. Each option has image, name, price (optional) and radio buttons Display price when not free	Disabled radio buttons Back & Fill Images = wire diagrams Feet are shown in original color	Disabled radio buttons Back & Fill Images = wire diagrams Feet are shown in original color	Enabled - default both unselected. Back & Fill Images = recolored with fabric choice Feet are shown in original color	Enabled - preselected. Back & Fill Images = recolored with fabric choice Feet are shown in original color	N/A	M

no	Description	State 0 N/A for chair only ranges	State 1	State 2	State 3	State 4	priority
9	Extra option repeater: Title Image Description Price Checkbox	Checkbox disabled	Checkbox disabled	Checkbox enabled	Checkbox enabled	N/A	M
10b	JS - Disabled version Continue button x 2 (top and bottom) Please note there will be a continue button in state 3. After all mandatory fields have been selected the 'add to basket' button becomes enabled in the selector module	Disabled	Disabled	Enabled Onclick: Validate options complete. move to state 3 1. Selector Module updates choice and price 2. Tick appears on tab 3. Add to basket on selector panel becomes enabled 4. Add to basket message (item 11 on this tab) becomes visible If validation error then remain in state 2 and display error messages	Enabled Validate options complete. Remain in state 3 but 1. Update Selector Module with new choice and price If validation error then return to in state 2 and display error messages	N/A	

no	Description	State 0 N/A for chair only ranges	State 1	State 2	State 3	State 4	priority
10	<p>Javascript enabled</p> <p>Please note there is no continue button in state 3. After all mandatory fields have been selected the 'add to basket' button becomes enabled in the selector module</p>	Disabled	Disabled	<p>If javascript enabled, then there is no need for a continue button.</p> <p>The selection panel should update price with chosen options as soon as they are selected. A loading state will be needed.</p> <p>As soon as the last mandatory item is complete, then the system should be in state 3:</p> <p>The completed tick should appear.</p> <p>The add to basket button should become enabled on the selection panel. And the add to basket message (item 11 on this tab) should become visible on this tab.</p>	<p>If javascript enabled, then there if any option is changed then the selection panel should update price with chosen options as soon as they are selected. A loading state will be needed.</p>	N/A	M
11	Message appears when all mandatory options have been selected	N/A	N/A	N/A	Visible	N/A	M

7.2.3.1. Error messages

Validation Scenario	Page level Error messages	Option level error message
User clicks continue without one mandatory options	<p>[Error icon] "You have not completed all options. Please choose a <u>[error name]</u></p> <p>(where error names = (filling) OR (foot color) OR (back style).]</p> <p>On click link to option level error message on page.</p>	<p>Display highlight and message</p> <p>[Error icon] "Please choose an option below"</p>
User clicks continue without two mandatory options	<p>[Error icon] "You have not completed all options. Please choose a <u>[error 1]</u> and <u>[error 2]</u></p> <p>On click link to option level error message on page.</p>	<p>Display highlight and message</p> <p>[Error icon] "Please choose an option below"</p>
User clicks continue without three mandatory options	<p>[Error icon] "You have not completed all options. Please choose a <u>[error 1]</u>,<u>[error 2]</u> and <u>[error 3]</u></p> <p>On click link to option level error message on page.</p>	<p>Display highlight and message</p> <p>[Error icon] "Please choose an option below"</p>
User selects options and then changes sofa size. New size requires additional customizations	[Error icon] "Please review and complete options"	
User selects Options and then changes size. New size requires less or different options	[Error icon] "Please review options"	
Possible simplification - have single error message for all scenarios	[Error icon] "Please review and complete all mandatory options"	

7.2.4. Up sell Tab

All wide arm sofas including footstools will be shown on this tab as step 3 has been completed including any additional extras such as Bolsters and Scatters which come with this range. Sofa range for Options are displayed here.

Step 1
Choose Size

Step 2
Choose Fabric

Step 3
Choose Options

Complete your collection

Please choose your size in step 1 before completing your collection

Step 4: Complete your collection

Options Wide Arm in Red fabric. All items below come with [Fibre] Filling, [Scatter] Back, [Dark] Feet, [Bolt Off Arms], [Arm Caps] and [Soil Repellent]

[Change options](#)

Footstools come in standard back and seat filling options

H80 W200 D100cm

H80 W183 D100cm

H80 W183 D100cm

H80 W183 D100cm

Large, Wide Arm

£5,000

Qty 1 Add

Medium, Wide Arm

£4,000

Qty 0 Add

Small, Wide Arm

£3,000

Qty 1 Add

Snuggler, Wide Arm

£2,000

Qty 1 Add

Please enter a valid quantity

1 x Options Grand, Red in Basket

[View Basket](#) [Checkout](#)

H45 W89 D55cm

Footstool, Wide Arm

£500

Qty 1 Add

Add additional items

Lorem ipsum dolor sit amet, consectetur adipiscing elit. Maecenas eget urna non eros varius auctor et est. Maecenas posuere sem sollicitudin est tempus eget molestie odio auctor

Feather Bolster
Slim arm (sold as pairs)
£105.00

Qty 0 Add

Feather Bolster
Wide arm (sold as pairs)
£105.00

Qty 0 Add

Feather Scatters 43cm
(sold individually)
£25

Qty 0 Add

Feather Scatters 48cm
(sold individually)
£30

Qty 0 Add

Feather Scatters 45cm
(sold individually)
£35

Qty 0 Add

no	Description	State 0 N/A for chair only ranges	State 1	State 2	State 3	State 4	priority
1	Available upsells & cross sells for particular range are displayed here	Viewable	Viewable	Viewable	Viewable	Enabled and always open	M
5	Title (Sofas)	"Complete your collection"	"Complete your collection"	"Complete your collection"	"Complete your collection"	"Complete your collection"	M
5	Title (chair only ranges)	N/A	"Complete your collection"	"Complete your collection"	"Complete your collection"	"Complete your collection"	M
2	Top of page Error message (Error message should be in standard error style)	Please <u>complete you size selection first</u> onClick link Opens size tab	Please <u>complete you fabric selection first</u> onClick link Opens fabric tab	Please <u>complete you options selection first</u> onClick link Opens options tab	"Please add sofa to basket first" This error is not a link	None	M
3	Complete your collection	Don't display	Don't display	Don't display	Display if other sizes available Qty & 'add to basket' always disabled.	Display if other sizes available Qty & 'add to basket' always enabled	M
4	Add bolsters/cushions section	Display images wire diagram QTY & Add to basket not visible Display price range: cheapest fabric to most expensive fabric	Display images wire diagram QTY & Add to basket not visible Display price range: cheapest fabric to most expensive fabric	Display images colored diagram QTY & Add to basket not visible Display exact price in selected fabric	Display images colored diagram Qty & 'add to basket' always disabled. Display exact price in selected fabric	Display images colored diagram Qty & 'Add to basket' visible and enabled Display exact price in selected fabric	M

7.2.4.1. Complete the set section

Never display for chair only ranges. Only display when alternative sizes available.

no	Description	Description	priority
6	Range and fabric description	More from [Range name]Range (with [Arm style]) in [Long fabric name].	S
6	Customization description (optional when required)	All items below come with [Selected choice] Mandatory Option 1 name, [Selected choice] Mandatory Option 2 name, [Selected choice] Mandatory Option 3 name, plus [additional option], [additional option].	S
8	Change options link	Opens change option overlay	W
3	Grid of products	Lists all alternative sizes from this range, with fabric and options pre-selected, assuming they are same choice as primary product	S
9	Product repeater Image	Image should display thumbnail of alternative size in chosen fabric	S
10	Product repeater Image zoom icon	Opens zoom view overlay	S
11	Product repeater Size & Dimensions	Size name and dimensions	S
12	Product repeater Price	Price of size in chosen color including customisations	S
13	Product repeater Qty field	Default 1.	S
14	Product repeater Add to basket	OnClick: Adds requested quantity of product to the basket. Validate quantity is a positive integer >0. OnError: display message "Please enter a valid quantity." 'Add' buttons will be disabled if main product hasn't been added to basket in state 3, otherwise enabled	S
15	Product repeater Add to basket feedback	Displays after add to basket success ([Qty] x [Options] [Size], [fabric short name] in basket) View basket: OnClick links to main basket Checkout: OnClick links to checkout	S

7.2.4.2. Complete the set (when missing mandatory Options)

Options footstool does not have back or filling selections to complete the set in 'Complete your collection'. The user can click a link which shows the additional back and filling options previous not available in an overlay. When items are chosen and updated the full set gets populated in the dotted area (4).

If the user chooses Chair in the Nick Munro ranges they can complete the full set in step 4 by clicking the same link, message (3) and add-ons (4) will not be available for this range.

Step 1
Choose Size

Step 2
Choose Fabric

Step 3
Choose Options

Complete your collection





Complete the set

Options Wide Arm, [footstool] in [Dark] feet and [fabric long name].
[To see more items from this range, please review and complete additional options.](#)

Footstools come in standard back and seat filling options

Add additional items

Lorem ipsum dolor sit amet, consectetur adipiscing elit. Maecenas eget urna non eros varius auctora et est. Maecenas posuere sem sollicitudin est tempus eget molestie odio auctor

Feather Bolster
 Slim arm (sold as pairs)
£105.00

Feather Bolster
 Wide arm (sold as pairs)
£105.00

Feather Scatters 43cm
 (sold individually)
£25

Feather Scatters 48cm
 (sold individually)
£30

Qty

Qty

Qty

Qty

no	Description	Interaction	priority
1	Range and fabric description for options stool: Options Wide Arm [size], in [color] feet and [fabric long name].	None	S
1	Range and fabric description for Nick Munro: Nick Munro [size], in [fabric long name].	None	S
2	Customisation description (optional when required): To see more items from this range, please review and complete additional options. (Copy TBC)	OnClick: Opens change option overlay	S
3	Message confirming Options stools does not have back and filling selections	None	S
4	When selection are updated in the 'Change Option' overlay the message and upsells are populated in this dotted area	Dynamic area	M
5	Bolsters and scatters are only applicable for Options range and will still appear if footstool and chair was chosen in the beginning of the process	Button: Enabled when main product added to basket in state 3 otherwise disabled	M

7.2.4.3. Matching cushions section

Description	State 0	State 1	State 2	State 3	State 4	priority
Title	"Additional Cushions"					M
Instructions and information	Copy TBC					S
Grid of upsells	Displays up sell cushions available on range (Update if size and fabric choice updates selection)					M
Upsell repeater Image	Display images wire diagram of	Display images wire diagram	Display images colored diagram	Display images colored diagram	Display images colored diagram	M
Upsell repeater Name	Display cushion name					S
Upsell repeater Description	Display cushion description					S
Upsell repeater Price	Display range: cheapest fabric to most expensive fabric	Display range: cheapest fabric to most expensive fabric	Display exact price in selected fabric	Display exact price in selected fabric	Display exact price in selected fabric	M
Upsell repeater Qty	Not visible	Not visible	Not visible	Not visible	Becomes enabled as soon as main sofa is added to basket, otherwise disabled	M

Description	State 0	State 1	State 2	State 3	State 4	priority
Upsell repeater Add to basket	Not visible	Not visible	Not visible	Not visible	<p>Visible and enabled</p> <p>OnClick Adds requested quantity of cushion to basket, displays add to basket feedback</p> <p>Validate quantity value is a positive integer >0. OnError: display message "Please enter a valid quantity."</p>	M
Upsell repeater Add to basket feedback	N/A	N/A	N/A	N/A	<p>Displays after add to basket success ([Qty] x [Cushion name])[fabric short name] in basket)</p> <p>View basket: OnClick links to main basket</p> <p>Checkout: OnClick links to checkout</p>	M

7.2.4.4. Change options overlay

The 'change options' overlay gives the user the opportunity to change Options previously selected, selections will be pre-selected. For Options Stool nothing will be preselected as the user will be choosing back and filling for the first time to create additional upsells. For Nick Munro ranges the user can select back selections through this overlay.

[Close x](#)

Update 5

Change options


You updates have been made 7

You have not selected one or more selections below 1


* Indicates required field

*** Choose FREE sofa back options**

Please select which type of back you require 2




☐ Standard back cushions




☒ Scatter back cushions
(Fabric sofas only)

*** Choose FREE seat filling options**

Please select which type of filling you require 3




☒ Foam




☐ Fibre

*** Choose FREE foot options**


Please select which type of foot selection you require 4




☒ Natural



☐ Bitter Chocolate




☐ Cherry




☐ Black


Buy additional features for your sofa



☒ Bolt Off Arms - £189
Lorem ipsum dolor sit amet



☐ Soil Repellent - £200
Lorem ipsum dolor sit amet




☐ Arm Caps - £189
Lorem ipsum dolor sit amet

Update 6

Footnote	Description	Interaction	M, S, C, W
1, 2, 3 & 4	<ul style="list-style-type: none"> Displays pre-selected options previously made Nothing checked when footstool chosen at start of process [error icon] Error messages if one or more mandatory fields haven't been checked, only applicable for stools when nothing selected and the users hits updated 	<p>OnLoad: Preselected selections. For Options Stools/Nick Munro nothing is preselected</p> <p>OnClick: changes selections</p>	M
5 & 6	Clicking update will refresh the message on the 'complete your collection' tab	<p>OnClick:</p> <ol style="list-style-type: none"> Updates message with new variables on 'complete your collection' tab Selector Module updates with image/text 	M
7	Update message appears if selections have been updated	Displays update message only if new selections made	S

7.2.4.5. Quick view overlay



Footnote	Description	Interaction	M, S, C, W
1	Clicking 'quick view' button shows overlay with larger image	None	M
2	Info on range name, size and measurements	None	S

7.2.5. 'You May Also like' Tab

This is displayed on individual chairs where there is no Upsells

3

Step 1
Choose Fabric

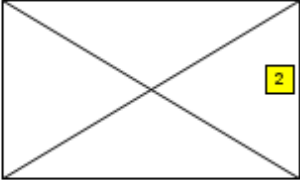
4

Step 2
Choose Options

1

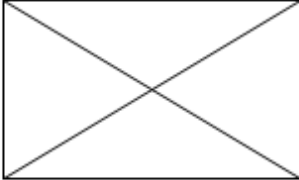
You may also like

Add more accessories

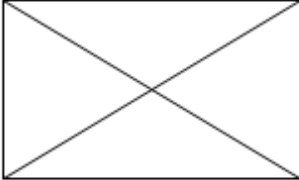


2

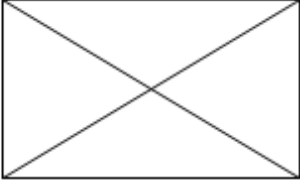
Ardennes Coffee Table, Sarlat
£399
 Product code - 70037969
 More than 10 in stock
 Qty



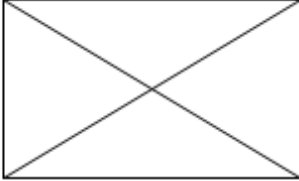
John Lewis Value Lulu Lampshades, Lacquer
£50
 Product code - 70037969
 in stock: 3
 Qty



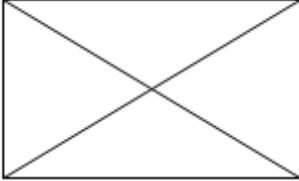
John Lewis Value Lulu Lampshades, Lacquer
£50
 Product code - 70037969
 in stock: 3
 Qty



Ardennes Coffee Table, Sarlat
£399
 Product code - 70037969
 More than 10 in stock
 Qty



John Lewis Value Lulu Lampshades, Lacquer
£50
 Product code - 70037969
 in stock: 3
 Qty



John Lewis Value Lulu Lampshades, Lacquer
£50
 Product code - 70037969
 in stock: 3
 Qty

Footnote	Description	Interaction	M, S, C, W
1	Ranges which have one chair will not have 'complete your collection' but be replaced with 'you may also like' tab	Onstate: 1. show crosssells 2. Always active	M
2	Crosssells will display image, title, product code, stock count, qty field and add button, 'Out of stock' items should not be displayed here Display 2 rows of 3 crosssells	Current interaction	C
3	Fabric tab becomes step 1 for ranges which have 1 size	OnClick: show fabric tab	M
4	Options tab becomes step 2 for ranges which have 1 size, for some ranges this tab is not available	OnClick: show Options tab	M

7.3. Accordion Panel

7.3.1. Container

There are only two menu bars for the accordion menu, in state 0 the 'product info' menu is open by default and the 'Your customisations' menu is closed. Also in state 0 if the 'Your customisations' panel is clicked it will show general content about what happens here when selections are made in the tabbed container. The accordion container appears in state 0 to 4.



The plus (+) symbol indicates the menu panel is closed and the minus (-) symbol indicates the panel is open. The area surrounding the symbols is the mouse target area.

A tool tip labeled 'Expand' will appear when the user MouseOvers the plus (+) symbol. The label will be called 'Collapse' when the user MouseOvers the minus (-) symbol.

Clicking an open 'menu' panel will cause it to close and open the closed panel. Clicking a closed panel will cause it to open and close the open panel. The panel transition is smooth when opening and closing. In a Non-JavaScript environment all panels are open by default. The menus have no rollover states.

Description	State 0	State 1	State 2	State 3	State 4	priority
Action on each state change	Onload: 1. open product info 2. close customisations panel info	Default: 1. open customisations panel info 2. close product info	Default: 1. open customisations panel info 2. close product info	Default: 1. open customisations panel info 2. close product info	Default: 1. open customisations panel info 2. close product info	M

7.3.2. Product information

Your customisations	+								
Product information	-								
<p>Lorem ipsum dolor sit amet, consectetur adipiscing elit. Pellentesque auctor malesuada urna ut interdum. Vivamus augue enim, rutrum ullamcorper pulvinar non, porta in massa. Etiam in tellus sit amet elit congue suscipit. Etiam vulputate blandit enim non lacinia. Quisque vitae odio enim, quis vulputate purus. Nulla volutpat dapibus erat sit amet cursus. Curabitur varius molestie nulla id laoreet. In nec luctus nunc. Nam et est tellus. Sed et enim est. 1</p> <p>Key Features</p> <table border="1"> <tr> <td>Assembly required</td> <td>Partial self Assembly</td> </tr> <tr> <td>Brand</td> <td>Options</td> </tr> <tr> <td>Frame</td> <td>Light</td> </tr> <tr> <td>Suspension</td> <td>Zigzag spring</td> </tr> </table> <p>  Buying guide 2  Measuring guide 3 </p>		Assembly required	Partial self Assembly	Brand	Options	Frame	Light	Suspension	Zigzag spring
Assembly required	Partial self Assembly								
Brand	Options								
Frame	Light								
Suspension	Zigzag spring								

Footnote	Description	Interaction	M, S, C, W
1	'Product info' static content	None	M
2 & 3	Buying and measure guides	OnClick: Icon and link open content in a same window.	M

7.3.3. Your Customisation Panel


1

-

2

15

3



4

Gino Range

Includes x 2 FREE Scatter Cushions

Size: Grand

5

H80 W225 D100cm

Fabric:

6

 Red

7

FREE sofa back option: Scatter cushions

8

Seat filling option: Foam **£35**

9

FREE foot option: Dark

Bolt Off Arms	x 1	£85
Soil Repellent <div>10</div>	x 1	£65
Arms caps (sold as pairs)	x 1	£45

12

Total £5,000 Qty

1

11

[< Start Again](#)

13

Add to Basket

14

1 x Options Grand in Basket

[View Basket](#) [Checkout](#)

Product information

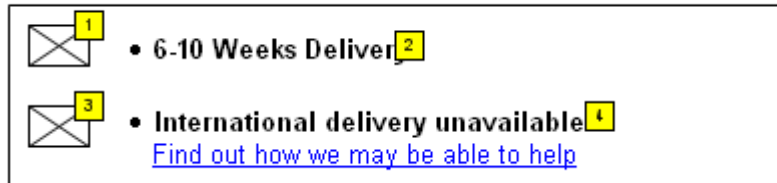
+

no	Description	State 0 N/A for chair only range	State 1	State 2	State 3	State 4	priority
1	'Your customisations' menu displays image/text updates selected in tab container Open/close function active during all states	Closed: OnClick: 1. Displays default text 2. Close product info menu	Open: 'Your customisations' menu	Open: 'Your customisations' menu	Open: 'Your customisations' menu	Open: 'Your customisations' menu	M
2	Image	No Image	Wireframe image	Display image in fabric color	Display image in fabric + foot color & scatter back if chosen	Display image in fabric + foot color & scatter back if chosen	M
3	Clicking the magnifying glass will load an overlay showing larger image	N/A	OnClick: Displays overlay with wireframe image (optional)	OnClick: Displays overlay with image in color	OnClick: Displays overlay in fabric + foot color & scatter back if chosen	OnClick: Displays overlay in fabric + foot color & scatter back if chosen	M
4	Range Name and additional FREE items or standard foot/back info will be displayed here if applicable	Display Name	Display Name	Display Name	Display Name	Display Name	M
5	Size/arm style and measurements (cm) will be displayed once a size is clicked The label for Options will be 'Size & Arm Style' all other ranges it will be called 'Size'.	N/A	Display Size/arm style + measurements	Display Size/arm style + measurements	Display Size/arm style + measurements	Display Size/arm style + measurements	M
6	Fabric information	N/A	N/A	Display full fabric name	Display full fabric name	Display full fabric name	M
7	Customisation: FREE sofa back options	N/A	N/A	N/A	Display back selection (n/a for chairs or stools)	Display back Selection (n/a for chairs or stools)	M
8	Customisation: FREE or priced filling options, if the user chooses filling which costs the word 'FREE' drops	N/A	N/A	N/A	Display filling selection & price if applicable	Display filling selection & price if applicable	M
9	Customization: FREE foot options	N/A	N/A	N/A	Display feet selection	Display feet selection	M
10	The following customisations are optional add-on products with additional prices dependant on range: <ul style="list-style-type: none"> Bolt off Arms Soil repellent Arm caps 	N/A	N/A	N/A	Display additional add-on products with price	Display add-on products with price	M

no	Description	State 0 N/A for chair only range	State 1	State 2	State 3	State 4	priority
11	Start again link OnClick returns to state 0	Active	Active	Active	Active	Active	M
12	Price	From: Cheapest size + cheapest fabric To: Expensive size + expensive fabric	From: Chosen size + cheapest fabric To: Chosen size + expensive fabric	Display exact price (Fabric + size)	Display total price (Fabric, size & customizations)	Display total price	M
13	QTY and 'Add to Basket' button, display error if 0 qty added to basket	N/A	N/A	N/A (For chairs with no customisations - Enable QTY and 'Add to Basket' button)	QTY and 'Add to Basket' button enabled as soon as all mandatory fields have been selected. (Or for non javascript, onclick of continue button) Qty default value = 1 OnClick: add to basket. Quantity requested is validated and is added to basket. Move to state 4.: 1. Display add to basket feedback. (item 14) 2. Disable size, fabric and options tabs. 3.)Open upsell tab. If Quantity is not valid. (interger >= to 1) Display error and remain in state 3.	Enable QTY and 'Add to Basket' button	M
14	Feedback message appears after 'Add to basket' button clicked	N/A	N/A	N/A	N/A	Display feedback after 'Add to Basket' button clicked	M
15	We will need loading state on the selector panel, closed tabs, and all buttons and selectable thumbnails on the current tab.	N/A	Preloaders appear	Preloaders appear	Preloaders appear	N/A	M

7.3.4. Delivery Module


Delivery Module includes the sofa lead times and international delivery, in State 0 & 1 both lead times are shown as fabric has not been chosen, once fabric chosen the exact lead time will be shown. Lead time is dependant on fabric choice. Their might be different lead times during xmas but will need further discussion.



Footnote	Description	Interaction	M, S, C, W
1	Delivery icon	None	M
2	Both delivery lead times are shown as the user is still in 0 & 1 state, no fabric has been chosen	None	M
3	International delivery icon	None	C
4	International delivery text and link (part of the international delivery project)	OnClick: Links to page called 'bespoke export team call back (opens in same window)	C

7.3.5. Delivery Module: State 2 Onwards

This is an example of what the module looks like without international delivery, it also displays exact lead time as fabric has been chosen in state 2.



Footnote	Description	Interaction	M, S, C, W
1	The exact delivery lead time is shown as fabric chosen	None	M

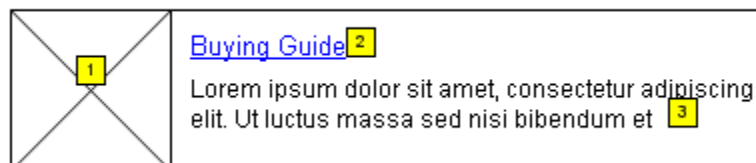
7.3.5.1. Link Module



Footnote	Description	Interaction	M, S, C, W
1	Users can go back to customised sofa landing page anytime throughout the process	OnClick: Links to customised sofa landing page (opens in same window)	M
2	User can go back to standard sofas delivered in 7 days anytime throughout the process	OnClick: Links to sofas delivered in 7 days (opens in same window)	M

7.3.5.2. Shared Blocks

A maximum of 3 shared blocks can be populated stacked underneath each other, they can be used for additional guides or direct the user to a standard range of the customised range.



Footnote	Description	Interaction	M, S, C, W
1	Displays image	OnClick: Links to relevant page	C
2	Link title of shared block	OnClick: Links to same destination as image	M
3	Content of shared block, max 3 lines	None	M

7.3.5.3. Share tools



Footnote	Description	Interaction	M, S, C, W
1	Share info/images of sofas at different stages of the customisation, currently this is only a working idea	Current	W
1b	Current function	Current function	M

8. Mini-Basket

[View basket](#)
 2 item - £2,905
 [Checkout](#)

Items total: 2
 Quantity



Options, Grand, Wide Arm,
 Red **2**
 £2,800

- 1 +



Feather Bolster,
 Slim arm (sold as pairs)
 Red
 £105

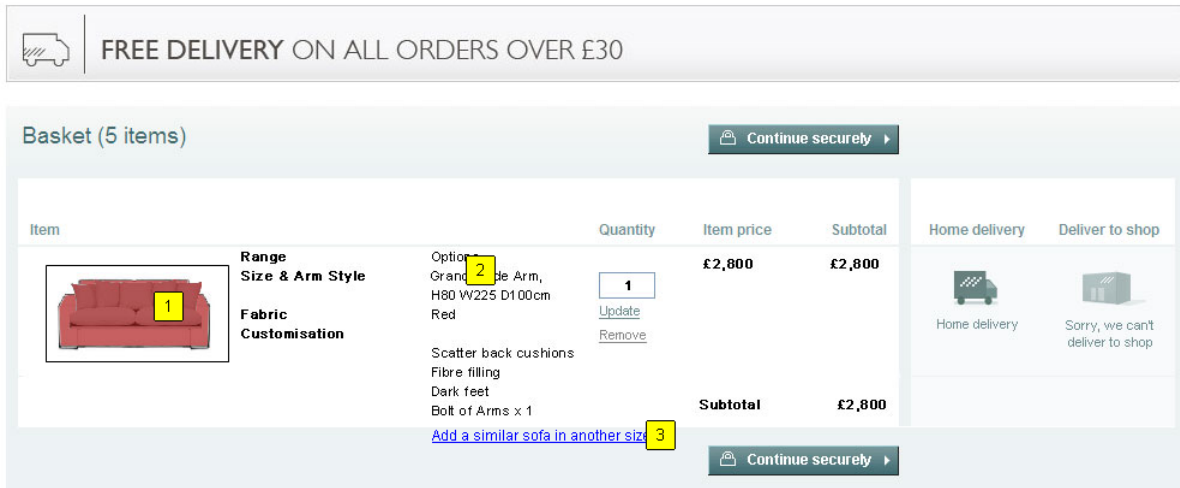
- 1 +


FREE standard delivery available

Items total: 2
Subtotal: £2,905 (Excluding delivery)
[Checkout](#)

Footnote	Description	Interaction	M, S, C, W
1	Displays thumbnail in chosen fabric, back and feet color	None	S
2	Text displayed separated with commas; Range name, Size/Arm Style and fabric full name. Additional Options which have prices will be included without the information	None	M
3	Scatters and Bolsters will be shown in the mini-basket, if parent item is removed Scatters and Bolsters will be removed. Quantity of Scatters/Bolsters can be more than parent item	None	M

9. Basket & Checkout



Footnote	Description	Interaction
1	Displays thumbnail in chosen fabric, back and feet color	None
2	Description of all customisations made, will also include info about free items e.g. Scatter back cushions and add-on products like soil repellent, Bolt Off Arms and Arm Caps	None
3	Links to landing page of same range	OnClick: Links back same range landing page

10. Swatch ordering process

The user arrives on this page when they click on 'FREE Swatches' button in the fabric tab. The page shifts up when the user clicks on swatches at the bottom. All interactions happen on the same page.

John Lewis

Search Keyword, product code, shop name

[Christmas](#) [Home & Garden](#) [Electricals](#) [Women](#) [Men](#) [Beauty](#) [Baby & Child](#) [Toys](#) [Sport & Leisure](#) [Gifts](#) [Special Offers](#)

Homepage > Home & Garden > Sofas > Made to Order Sofas in 6 - 10 Weeks > Options Range

Select your swatches (Maximum 6 swatches per order)

Swatches for [Options] Range

Price group (£400 - £1,000 depending on sofa size)

Donec Pasha Facilis Mauris Non Donec Facilis Purple

Facilis Purple

Price group (£1,000 - £4,000 depending on sofa size)

Donec Pasha Facilis Mauris Non Donec

Price group (£4,000 - £8,000 depending on sofa size)

Facilis Purple Aliquam Mattis Purple Aliquam Mattis

Non

Price group (£8,500 - £9,000 depending on sofa size)

Mauris Non Donec Facilis Purple Aliquam Mattis

[Terms and Conditions](#)

My Swatches

You have made 2 orders in the 30 days you have 1 order left in the next 30 days

Copyright © John Lewis Partnership 2001-2010

John Lewis plc Registered office: 171 Victoria Street, London SW1E 5NN. Registered in England. Company registration number: 233462. VAT no: GB232457280

Footnote	Description	Interaction	M, S, C, W
1	<ul style="list-style-type: none"> Display 8 swatches per row Fabrics displayed according to their range and grading Price formula: Cheapest size/cheapest fabric TO expensive size/expensive fabric 	<p>OnMouseEnter: Show fabric layer</p> <p>OnMouseOut: Hide fabric layer</p> <p>OnClick: populates swatches on placeholders (2)</p> <p>OnClick-Disabled: If 6 swatches selected in 1 order</p>	S

Footnote	Description	Interaction	M, S, C, W
2	Swatch placeholders, max 6 per order	OnClick: removes from selections When swatches are removed, other swatches automatically re-order; left-right, top-bottom	M
3	Back to sofa button, appears on all pages, top right and bottom left	OnClick: links back to the range page they came from	C
4	'Terms and condition' link. T&Cs function is only available on swatch page, address book page, update address page and add new address page.	OnClick: Show/hide T&Cs text	M
5	FREE swatches button	Logged in: OnClick: Send user to address page Not Logged in: OnClick: Show login overlay, (part of the logged in project). After user has logged in send user to address page	M
6	Swatch order status <ul style="list-style-type: none"> Max 6 swatches equal to 1 order Max 3 orders per 90 days <p>Text description, figures in bold change dependant on orders: You have made [2] order(s) in the [60] days, you have [1] order left in the next [30] days.</p>	Logged in: Show swatch order status Logged-out: Disappear If swatch orders maxed display error message (page 68)	

Customer Service	Here to help	Our shops	About us	Our other websites
▶ Contact us ▶ Returns policy ▶ Delivery information ▶ Never Knowingly Undersold	▶ Sitemap ▶ Gift vouchers ▶ Buying guides ▶ Shop by brand	▶ Shop finder ▶ Shop services ▶ Request a catalogue ▶ Solutions for business	▶ JLP jobs ▶ Security & privacy ▶ Terms & conditions ▶ JLP corporate information	▶ Waltrade ▶ Waltrade Wine ▶ John Lewis Insurance ▶ Partnership Card

Copyright © John Lewis Partnership 2001-2010

John Lewis plc Registered office: 171 Victoria Street, London SW1E 5NN. Registered in England.
 Company registration number: 233462. VAT no: GB232457280

Footnote	Description	Interaction	M, S, C, W
1	Users address will be pre-populated here which was previously submitted and comes from the logged-in environment	None	S
2	'Dispatch to this address' button	OnClick: Links to thank you page	M
3	'edit' link	OnClick: sends user to 'updated your delivery address' page	C

Footnote	Description	Interaction	M, S, C, W
4	'Delete' link	OnClick: Deletes address, removes from 'My Account' When addresses are removed, other addresses automatically re-order; left-right, top-bottom	M
5	'Enter new Address' button	OnClick: sends user to 'Create New Address' page	M
6	Users name displayed in header	None	W
7	Selected swatch(s) appear here with short name	None	S
8	'Back to swatches' button	OnClick: links to swatches page	M
9	'Back to sofas' button, top right and bottom left	OnClick: links back to the range the user came from	S
10	Swatch order status, only if user is logged-in	None	

10.1.2. Updated your delivery

The form fields on these pages are the same as checkout

John Lewis Insurance
What's new
Our shops
Your orders
Customer services
Contact us

Search
Keyword, product code, shop name
Go
Your basket
0 items - £0.00
Checkout

Christmas
Home & Garden
Electricals
Women
Men
Beauty
Baby & Child
Toys
Sport & Leisure
Gifts
Special Offers


Homepage > Home & Garden > Sofas > Made to Order Sofas in 6 - 10 Weeks > Options Range

Delivery
Back to sofas

Please updated your delivery address
1

Enter new address

Title *
Mr
First Name *
Shebul
Last Name *
Miah
Phone number *
0790408741
Alternative phone number
Office, flat or care of
2
House number or name *
Ash
Street *
125 Havelock Road
Town or city *
Luton
County
Beds
Postcode *
LU2 7PR
Country
UK (We only deliver within the UK)
Dispatch to this address
3
Return to Address Book
4

My Swatches

Mauris
Back to swatches

Back to sofas

[Terms and Condition >](#)

Customer Service
Contact us
Returns policy
Delivery information
Never Knowingly Undersold

Here to help
Sitemap
Gift vouchers
Buying guides
Shop by brand

Our shops
Shop finder
Shop services
Request a catalogue
Solutions for business

About us
JLP jobs
Security & privacy
Terms & conditions
JLP corporate information

Our other websites
Waitrose
Waitrose Wine
John Lewis Insurance
Partnership Card

Copyright © John Lewis Partnership 2001-2010

John Lewis plc Registered office: 171 Victoria Street, London SW1E 5NN. Registered in England.
Company registration number: 233462. VAT no: GB232457280

Footnote	Description	Interaction
1	Page title	None
2	Previously submitted address are pre-populated for amendments	Input field
3	'Dispatch to this address' button	OnClick: Links to 'Thank you' page
4	'Return to Address book' button	OnClick: Switches to address book page with amended address

10.1.3. Add new address

John Lewis Insurance
What's new
Our shops
Your orders
Customer services
Contact us

Search
Keyword, product code, shop name
Go
Your basket
0 items - £0.00
Checkout

Christmas
Home & Garden
Electricals
Women
Men
Beauty
Baby & Child
Toys
Sport & Leisure
Gifts
Special Offers

Homepage > Home & Garden > Sofas > Made to Order Sofas in 6 - 10 Weeks > Options Range

Delivery
Back to sofas

Please enter your new delivery address
1


Required fields are marked with an asterisk *

Title *
First Name *
Last Name *
Phone number *
Alternative phone number

Where do you want to deliver to?
We only deliver within the UK
House number or name
Postcode *
Don't know your delivery address?
[Enter your address manually](#)
Find address

Dispatch to this address
3

Return to Address Book
4

My Swatches

Mauris
Back to swatches

Back to sofas

[Terms and Condition >](#)

Customer Service
Contact us
Returns policy
Delivery information
Never Knowingly Undersold

Here to help
Sitemap
Gift vouchers
Buying guides
Shop by brand

Our shops
Shop finder
Shop services
Request a catalogue
Solutions for business

About us
JLP jobs
Security & privacy
Terms & conditions
JLP corporate information

Our other websites
Waitrose
Waitrose Wine
John Lewis Insurance
Partnership Card

Footnote	Description	Interaction	M, S, C, W
1	Page title	None	M
2	Existing checkout address form with 'find address' button.	Input fields	M
3	<ul style="list-style-type: none"> Clicking button directs user to 'Thank you' page Clicking button creates error messages if one or more mandatory fields haven't been filled in 	OnClick: Links to 'Thank you' page	M

Footnote	Description	Interaction	M, S, C, W
4	<ul style="list-style-type: none"> 'Return to Address book' sends the user to their address book This button will disappear if this is the users only address New address will be stored in users 'my account' (new platform, needs further investigation) 	OnClick: Switches to address book page	M

10.1.4. Thank you page

John Lewis

John Lewis Insurance | What's new | Our shops | Your orders | Customer services | Contact us

Search

Your basket
0 items - £0.00

Christmas | Home & Garden | Electricals | Women | Men | Beauty | Baby & Child | Toys | Sport & Leisure | Gifts | Special Offers

Homepage > Home & Garden > Sofas > Made to Order Sofas in 6 - 10 Weeks > Options Range

Thank you

Thank you for your swatch request!


Delivery by post is normally within 5 working days

Delivery address

Shebul Miah
33 Beech Road Luton,
Beds LU4 8AG
United Kingdom

1

My Swatches



Mauris

Customer Service

» Contact us
» Returns policy
» Delivery information
» Never Knowingly Undersold

Here to help

» Sitemap
» Gift vouchers
» Buying guides
» Shop by brand

Our shops

» Shop finder
» Shop services
» Request a catalogue
» Solutions for business

About us

» JLP jobs
» Security & privacy
» Terms & conditions
» JLP corporate information

Our other websites

» Waitrose
» Waitrose Wine
» John Lewis Insurance
» Partnership Card

Copyright © John Lewis Partnership 2001-2010

John Lewis plc Registered office: 171 Victoria Street, London SW1E 5NN. Registered in England.
Company registration number: 233462. VAT no: GB232457280

Footnote	Description	Interaction	M, S, C, W
1	<ul style="list-style-type: none">▪ Thank you message and delivery address. This page appears when the user presses 'Dispatch to my address'▪ Order and address recorded in 'My account', part of the logged-in project	None	M

10.1.4.1. Error message

John Lewis Insurance | What's new | Our shops | Your orders | Customer services | Contact us

Search Keyword, product code, shop name Your basket
0 items - €0.00







Christmas | Home & Garden | Electricals | Women | Men | Beauty | Baby & Child | Toys | Sport & Leisure | Gifts | Special Offers

Homepage > Home & Garden > Sofas > Made to Order Sofas in 6 - 10 Weeks > Options Range





Error Back to sofas

! You have made 3 orders in the last [30] days, for new orders please come back on [day, month, year]. 1




Order 3 - Date placed: 3 March 2011 2

					
Mauris	Non	Donec	Facilisis	Purple	Aliquam

Order 2 - Date placed: 10 February 2011

			
Mauris	Non	Donec	Purple

Order 1 - Date placed: 11 January 2011

		
Mauris	Non	Donec

Customer Service
 ▶ Contact us
 ▶ Returns policy
 ▶ Delivery information
 ▶ Never Knowingly Undersold

Here to help
 ▶ Sitemap
 ▶ Gift vouchers
 ▶ Buying guides
 ▶ Shop by brand

Our shops
 ▶ Shop finder
 ▶ Shop services
 ▶ Request a catalogue
 ▶ Solutions for business

About us
 ▶ JLP jobs
 ▶ Security & privacy
 ▶ Terms & conditions
 ▶ JLP corporate information

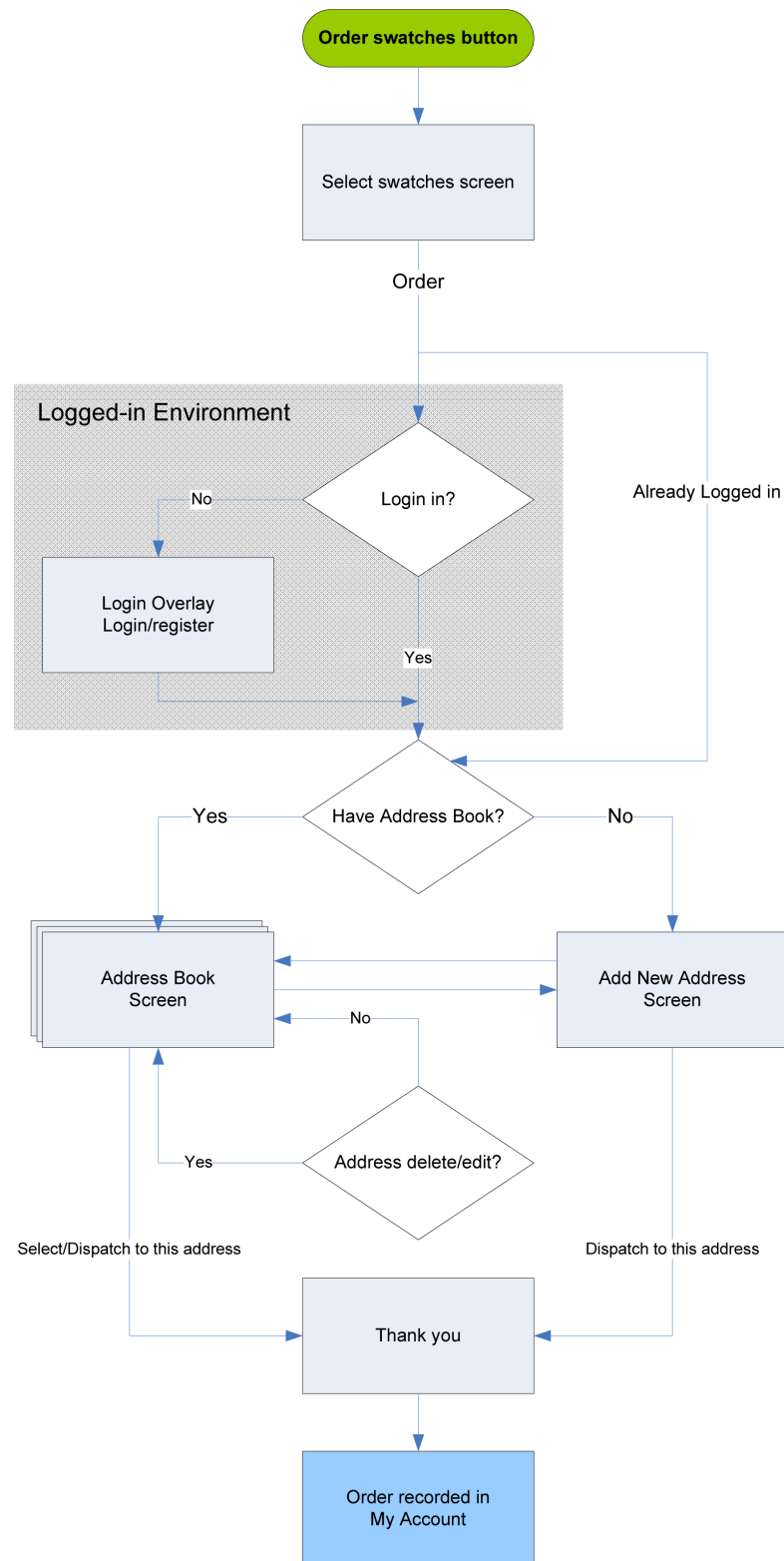
Our other websites
 ▶ Waitrose
 ▶ Waitrose Wine
 ▶ John Lewis Insurance
 ▶ Partnership Card

Copyright © John Lewis Partnership 2001-2010

John Lewis plc Registered office: 171 Victoria Street, London SW1E 5NN. Registered in England.
 Company registration number: 233462. VAT no: GB232457280

Footnote	Description	Interaction	M, S, C, W
1	Error message appears if they have made 3 orders between 90 days, message also states what date they can order more	None	M
2	Previous orders displayed with date in most recent first	None	C

10.1.5. Address book flow



11. My Account

Users can view their ordered swatches under 'View recent orders' or 'View orders for 2010'. Below is how ordered free swatches could be displayed in the new platform, the swatch box uses the same style and design as currently spec'ed. Users can order a max of 3 orders per 90 days (1 order = 6 swatches).

Your Account

My John Lewis
Order
View recent orders
View orders for 2010

My details
contact details
Address book
payment details
Promotional preferences
Edit Password

Personalisation
My Reviews
My collections
My Q&A

Other links
Account and partnership cards

Profile information

Your Orders

Dispatched

In processing

Back ordered

Recent Swatch Orders ¹

[View recent orders](#) | [View 2010 orders](#)

Get Help

Footnote	Description	Interaction	M, S, C, W
1	Link to see recent swatch orders	OnClick: displays recent swatch orders history	M

Footnote	Description	Interaction	M, S, C, W
1	Date order was placed	None	M
2	Address swatches posted too	None	M
3	Swatches ordered	None	M
4	Information about ordering	None	M
5	Link to see swatches	OnClick: Expands/closes swatch history	M
6	Previous orders, Max 3 orders per 90 days	None	M

12. Non-JavaScript instances

Below is a list of event handlers and the behaviors of the page in an non-JavaScript environment.

Interactions	Description
Buttons	Page reloads
Tabs	Page reloads
Carousel	Page reloads
Overlays	Page reloads
Filter reset widget	Page reloads
Product info accordion menu	All menu panels open OnLoad
Privacy & T&Cs inlay	Open on OnLoad

13. Search

When a user types any or a combination of the below keywords in the search field, the search should redirect to the bespoke landing page.

Bespoke sofa - redirect to bespoke landing page.

- [sofa customisation] - redirect to bespoke landing page.
- [stool customisation] - redirect to bespoke landing page.
- [Snuggler customisation] - redirect to bespoke landing page.
- Bespoke [sofa type] - redirect to bespoke landing page.
- [Bespoke furniture] - redirect to bespoke landing page.

If a user searches for the bespoke range by name, e.g:

- [range name]
- [range name] sofa
- [range name] bespoke

Scenario 1: There are no product sku's that match the search results. Then redirect to the bespoke range landing page.

Scenario 2: There are also product sku's that match the search results. (Many of the sofa ranges have sku-ed ready made sofa's also available on the site). Then take the user to the search results page, displaying any skued product results. Display a Bespoke range banner at the top of the page linking to the bespoke range landing page. The bespoke range banner should display

- [Range name] customizable sofa
- lifestyle shot of the range,
- Bullet point list of key customisations

THE END